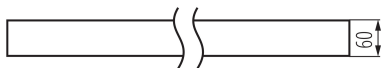
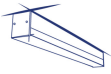


38042 AL-MS-WW-RST-B-NT

Linear LED luminaire



GENERAL DATA:

Colour: black
Place of assembly: ceiling mounted
Place of application: Indoors
Minimum distance from the illuminated object: 0,5m
Compatible with a dimmer: no
Fixture lighting direction: down
Length [mm]: 1140
Width [mm]: 60
Height [mm]: 69
Integrated LED light source: yes

TECHNICAL DATA:

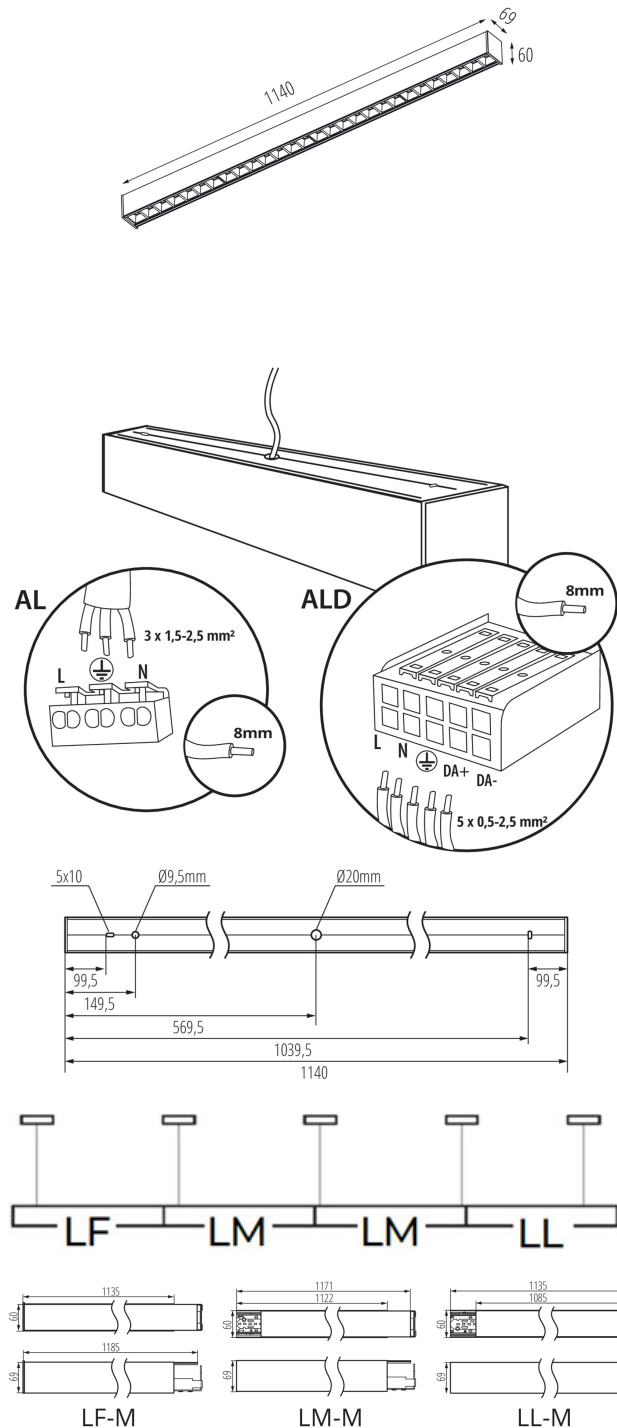
Rated voltage [V]: 220-240 AC
Rated frequency [Hz]: 50
Maximum power [W]: 16
Class of protection against electric shock: I
Lampshade material: plastic
Diode type: LED SMD
Luminous flux [lm]: 2100
Correlated colour temperature [K]: 3000
Colour consistency in McAdam ellipses: ≤3
Colour rendering index: 80
Service life [h]: 50000
Luminous-flux-retention factor at the end of rated service life: L90B10
Number of on/off cycles: ≥30000
Lighting angle [°]: X85/Y85
Luminous efficiency of the lamp [lm/W]: 131
Ambient temperature range to which the product can be exposed: 5÷25
Shade type: louvre
Enclosure material: aluminum alloy
Connection type: Self-clamping block
Range of sections of wires used [mm²]: 1,5÷2,5
Lamp-heating time [s]: ≤1
Lamp-ignition time [s]: ≤0,5
IP class: 20

ADDITIONAL INFORMATION:

- 5 years Warranty under the terms of the warranty statement, available on our website

38042 AL-MS-WW-RST-B-NT

Linear LED luminaire



ACCESSORIES

32540	ALIN CORD 1F-W	Power supply terminal for ALIN luminaires and tracks, 1-phase, white, 150 cm
32541	ALIN CORD 1F-B	Power supply terminal for ALIN luminaires and tracks, 1-phase, black, 150 cm
32542	ALIN CORD 1F-SR	Power supply terminal for ALIN luminaires and tracks, 1-phase, silver 150 cm
07871	ROPE-NT 150 SINGLE	ROPE-NT 150 SINGLE steel rope (single) for suspending fittings, 2 pcs. in a set