


Kanlux




Kanlux **SMART**

**New
light sources
Kanlux **SMART****



Kanlux

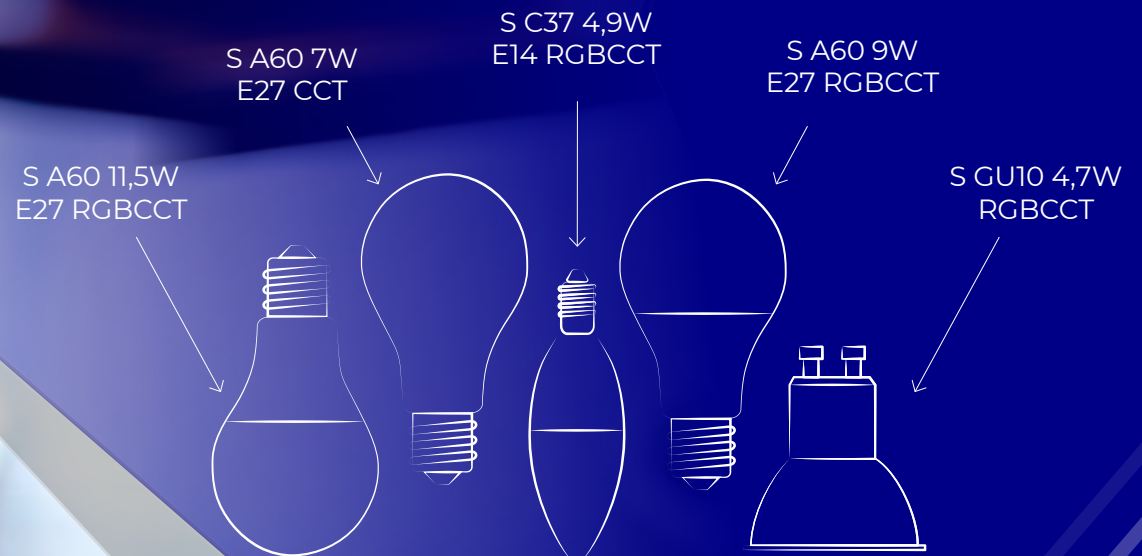
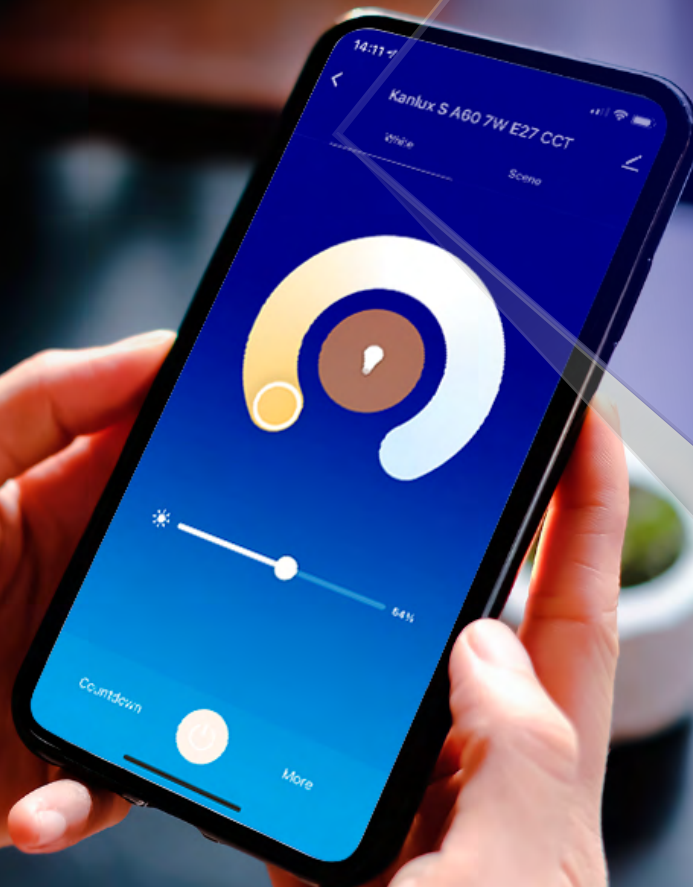


Control Kanlux SMART products with the **SMART LIFE** mobile application



Kanlux

Kanlux SMART sources controlled via 2.4GHz Wi-Fi and Bluetooth



How to add a source to the SMART LIFE application

1 →



Download the SMART LIFE application from the App Store or Google Play Store. Register a user account and log in to the application.

2 →



Screw the bulb that you want to pair into the luminaire. Press the „+“ button in the upper right corner of the window.

Select the „Lighting“ category and then the „BLE + Wi-Fi Lighting“ type.

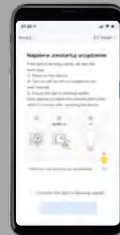
3 →



Confirm that the device is ready for the pairing process (bulb flashes rapidly).

If the bulb does not start flashing quickly, turn the lamp on and off 3 times using a traditional light switch. This will reset the bulb and put it in a state enabling the commencement of the pairing process.

4 →



















Select the Wi-Fi network and enter the network password.

Remember that Kanlux SMART devices operate on the 2.4 GHz WiFi band. The countdown time and pairing steps will appear on the screen.

Assign the device to a room in your house and start controlling the Kanlux Smart bulb from the application.

Technical information:

							
 33641	S A60 9W E27 RGB CCT	9W	E27	806lm	2700K - 6500K	180	
 33642	S A60 11,5W E27 RGB CCT	11,5W	E27	1055lm	2700K - 6500K	180	
 33640	S A60 7W E27 CCT	7W	E27	806lm	2700K - 6500K	320	
 33644	S C37 4,9W E14 RGB CCT	4,9W	E14	470lm	2700K - 6500K	180	
 33643	S GU10 4,7W RGB CCT	4,7W	GU10	325lm	2700K - 6500K	110	



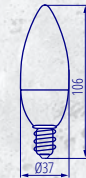
S A60 9W
E27 RGB CCT



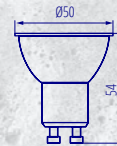
S A60 11,5W
E27 RGB CCT



S A60 7W
E27 CCT



S C37 4,9W
E14 RGB CCT




S GU10 4,7W
RGB CCT

Parameters:

- Power supply: 220-240V~ 50Hz,
- Life time: >**15000h**
- Number of on/off cycles: >**25000**
- **Wi-Fi 2,4 GHz 16dBm**
- **Bluetooth**

Kanlux



You can control the lights
in your home using your voice.
**Kanlux SMART sources work with
Amazon Alexa and Google Home.**

Kanlux

→ **Functions of RGB, CCT, DIMM sources**

Play with the colours of the light and choose white light or one of 16 million colours to select the perfect lighting for your mood and current activities.



A modern office and dining area. In the background, there is a desk with a computer monitor, a blue chair, and a bookshelf. In the foreground, there is a dining table with four chairs and a purple pendant light hanging above it. The room is lit with warm, ambient light.

Kanlux

→ **„Plan-schedule” function**

Set your daily routine of waking up and falling asleep, during which light will gradually put you in a state of nighttime relaxation or morning motivation, regardless of the season.

→ **„Countdown” function**

Programme a time when the light should turn off automatically.

→ **Smart event connection function
„Automation/Tap-to-Run”**

Automate the lighting in your home, connect events such as time of day, your presence at home, and let there be light when you need it or let all the light, all the illumination, turn off when no one is home.

→ **„Scenes” function**

Use one of the eight predefined scenes with pre-programmed light parameters suitable for work, evening relaxation or time spent with friends.

Kanlux

→ „Biorhythm” function

Light controls our daily rhythm. Take care of your health and choose a light perfectly suited to you and your rhythm of life.



Kanlux



Kanlux SMART



High-quality packaging

kanlux.com