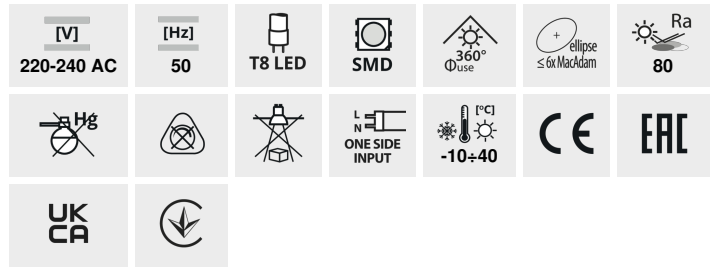


T8 LED GLASSv3

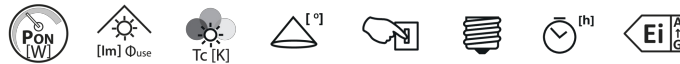
LED-LEUCHTMITTEL

up to

150 $\frac{\text{lm}}{\text{W}}$



T8 LED GLASSv3 9W-NW



Model	Power [W]	Beam angle [°]	Φuse [lm]	Tc [K]	Beam angle [°]	Lifetime [h]	Input type	Lifetime [h]	Efficacy [lm/W]
T8 LED GLASSv3 9W-NW	26062	9	1260	4000	250	≥15000	G13	25000	D
T8 LED GLASSv3 9W-CW	26063	9	1260	6500	250	≥15000	G13	25000	D
T8 LED GLASSv3 18W-NW	26064	18	2700	4000	220	≥25000	G13	30000	D
T8 LED GLASSv3 18W-CW	26065	18	2700	6500	220	≥25000	G13	30000	D
T8 LED GLASSv3 22W-NW	26058	22	3080	4000	250	≥25000	G13	25000	D
T8 LED GLASSv3 22W-CW	26059	22	3080	6500	250	≥25000	G13	25000	D

Kanlux T8 LED GLASS ist eine bekannte und bewährte Linie von Leuchtstofflampen, die auf den Hochleistungs-SMD-LED's basiert, die in einem Milch-Glaskörper untergebracht sind. Hohe Fertigungsqualität und die besten Komponenten sind die wichtigsten Merkmale der Leuchtstofflampen T8 LED GLASSv3.

- Abdeckungsmaterial: Glas

T8 LED GLASSv3

LED-LEUCHTMITTEL



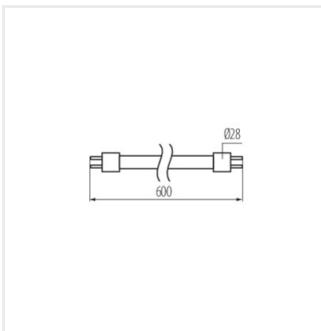
T8 LED GLASSv3 9W



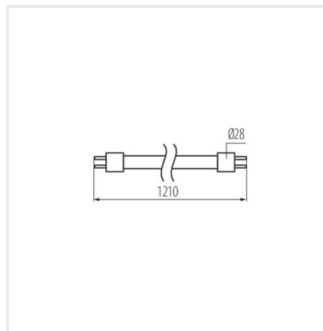
T8 LED GLASSv3 18W



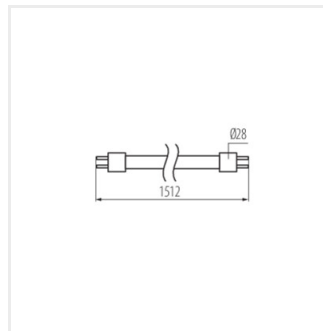
T8 LED GLASSv3 22W



T8 LED GLASSv3 9W



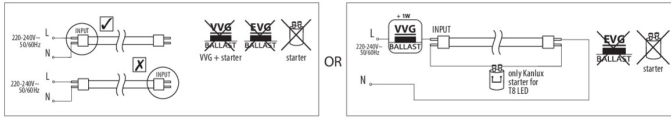
T8 LED GLASSv3 18W



T8 LED GLASSv3 22W

T8 LED GLASSv3

LED-LEUCHTMITTEL



Zubehör

26069

T8 LED STARTER

Replacement LED
light switch (26069)

