

Kanlux



Kanlux MAH LED HI

Kanlux MAH LED HI are hermetic luminaires designed for demanding users. They are characterised by exceptional luminous efficacy reaching 150 lm/W. Kanlux MAH LED HI luminaires are easy and quick to mount and can be connected in lines, enabling the illumination of large spaces. In Kanlux MAH LED HI luminaires, we used a grooved lampshade, which increases the luminous flux.

- 5 years Warranty under the terms of the warranty statement, available on our website
-



IP
65

up to
150 $\frac{\text{lm}}{\text{W}}$



220-240 AC	50	≥15000	50000	Ra 80	SMD
		IP 65		-20÷40	IK 08
	1.5÷2.5	0,5m	CE	EAC	PZH
					UK CA



MAH LED HI 19W-NW RYF



MAH LED HI 19W-NW RYF	22606	19	2400	4000	110	grey
MAH LED HI 38W-NW RYF	22607	38	5000	4000	110	grey
MAH LED HI 48W-NW RYF	22608	48	6400	4000	110	grey
MAH LED HI 26W-NW RYF	22609	26	3900	4000	110	grey



MAH LED HI 19W-NW RYF



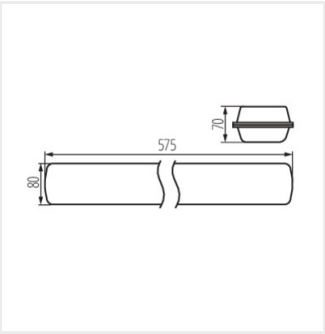
MAH LED HI 38W-NW RYF



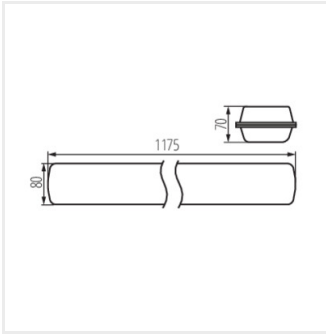
MAH LED HI 48W-NW RYF



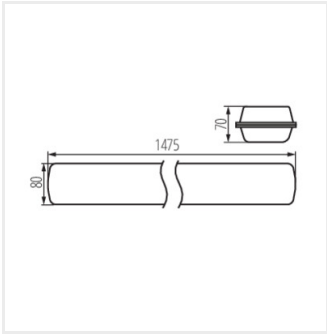
MAH LED HI 26W-NW RYF



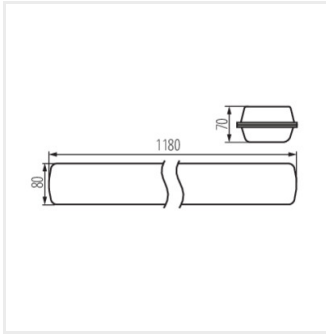
MAH LED HI 19W RYF



MAH LED HI 38W-NW RYF



MAH LED HI 48W RYF



MAH LED HI 26W RYF

Date of issue: 03.06.2025, 15:05
 We reserve the right to make technical changes. The data contained in this material are not legally binding.
 Photometry: the results obtained from testing were from a specific sample.
 Kanlux S.A. ul. Objazdowa 1-3, 41-922 Radzionków, Poland kanlux@kanlux.com

