

T8 LED GLASSv3

LED light source

up to

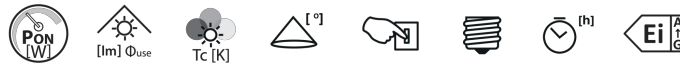
150 $\frac{\text{lm}}{\text{W}}$



[V] 220-240 AC	[Hz] 50	T8 LED	SMD	360° Φ _{use}	ellipse ≤ 6x MacAdam	Ra 80
Hg		PCB	ONE SIDE INPUT	°C -10÷40	CE	EAC
UK CA						



T8 LED GLASSv3 9W-NW



	POF [W]	Φ _{use} [mm]	Tc [K]	Beam angle [°]	Input	Lamp type	Life [h]	Efficacy [lm/W]	
T8 LED GLASSv3 9W-NW	26062	9	1350	4000	220	≥25000	G13	30000	D
T8 LED GLASSv3 9W-CW	26063	9	1260	6500	250	≥15000	G13	25000	D
T8 LED GLASSv3 18W-NW	26064	18	2700	4000	220	≥25000	G13	30000	D
T8 LED GLASSv3 18W-CW	26065	18	2700	6500	220	≥25000	G13	30000	D
T8 LED GLASSv3 22W-NW	26058	22	3080	4000	250	≥25000	G13	25000	D
T8 LED GLASSv3 22W-CW	26059	22	3080	6500	250	≥25000	G13	25000	D

The Kanlux T8 LED GLASS is a well-known and proven line of fluorescent lamps utilising high-performance SMD LED's in a milky-coloured glass body. The high quality of workmanship and the care taken over choosing the best-quality components are the most-important features of the T8 LED GLASSv3.

- Lampshade material: glass

T8 LED GLASSv3

LED light source



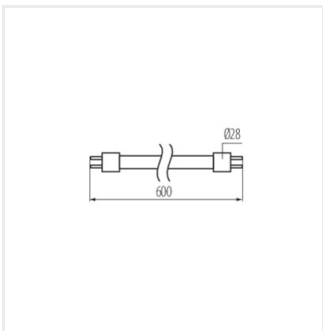
T8 LED GLASSv3 9W



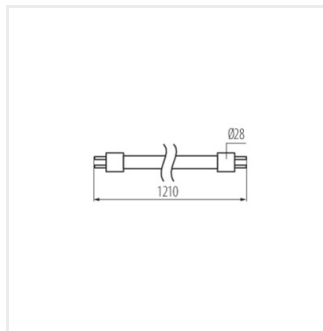
T8 LED GLASSv3 18W



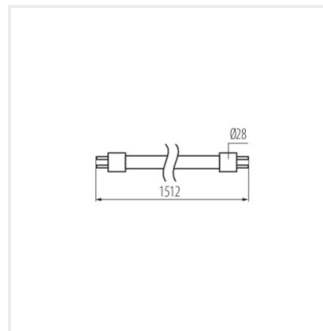
T8 LED GLASSv3 22W



T8 LED GLASSv3 9W



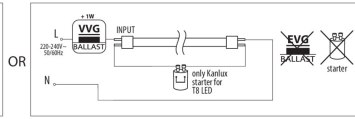
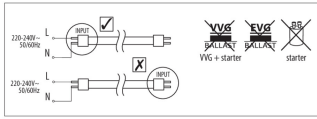
T8 LED GLASSv3 18W



T8 LED GLASSv3 22W

T8 LED GLASSv3

LED light source



Accessories

26069

T8 LED STARTER

Replacement LED light switch (26069)

