




## XLED A60

LED light source



XLED A60 4,5W



XLED A60 4.5W-WW	<b>29600</b>	4.5	40	470	2700	320	E27	15000	F
XLED A60 7W-WW	<b>29601</b>	7	60	810	2700	320	E27	15000	E
XLED A60 7W-NW	<b>29602</b>	7	60	810	4000	320	E27	15000	E
XLED A60 7W-CW	<b>29603</b>	7	60	810	6500	320	E27	15000	E
XLED A60 8W-WW	<b>29604</b>	8	75	1055	2700	320	E27	15000	E
XLED A60 10W-WW	<b>29605</b>	10	99	1520	2700	320	E27	10000	D
XLED A60 10W-NW	<b>29606</b>	10	99	1520	4000	320	E27	10000	D

Kanlux XLED combines the best features of traditional bulbs and modern LED light sources. Therefore, we talk about it as the first real LED bulb. A glass bulb in the shape of a traditional bulb and LED diodes placed in such a way so that light can part in all directions, and the angle of light comes to even 320 degrees!

- Lampshade material: glass

## XLED A60

LED light source



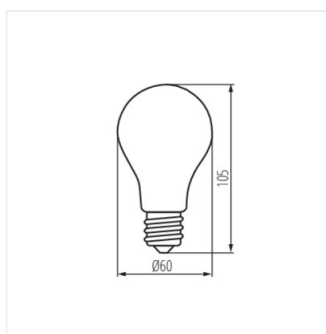
XLED A60 4,5W



XLED A60 7W



XLED A60 8W; 10W



XLED A60 4,5W; 7W; 8W;  
10W