

TERRA LED

Staircase LED light fitting



≥20000

50000

≤ 60° MacAdam

Ra 80

IP 20


0.18

0.18

0,1m

SMD

5÷25



TERRA LED WW

TERRA LED WW	23102	12 DC	0.8	stainless steel	13	3000
TERRA LED CW	23104	12 DC	0.8	stainless steel	15	6500
TERRA LED AC-WW	23806	220-240 AC	1.3	stainless steel	13	3000
TERRA LED W-WW	26842	12 DC	0.8	white	13	3000
TERRA LED W-CW	26843	12 DC	0.8	white	15	6500
TERRA LED B-NW	26848	12 DC	0.8	black	14	4000
TERRA LED B-WW	26849	12 DC	0.8	black	13	3000
TERRA LED PIR B-NW	29860	12 DC	0.8	black	14	4000
TERRA LED PIR B-WW	29861	12 DC	0.8	black	13	3000

Kanlux TERRA means modern design combined with an attractive effect of lighting. It is a perfect idea to highlight stairs and corridors or to emphasize decor of rooms. The unique structure of the holders ensures even emission of light. The AC version is equipped with 230V power supply unit which fits into a box and the PIR version is equipped with a motion sensor. The sensor detects movement / turns lights on regardless of the ambient light intensity.

- Enclosure material: polished stainless steel, plastic

TERRA LED

Staircase LED light fitting



TERRA LED WW



TERRA LED CW



TERRA LED AC-WW



TERRA LED W-WW



TERRA LED W-CW



TERRA LED B-NW



TERRA LED B-WW



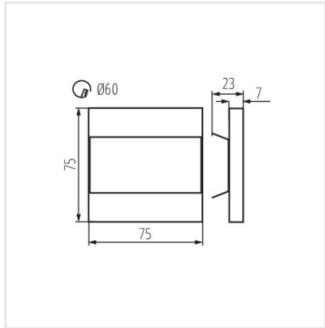
TERRA LED PIR B-NW



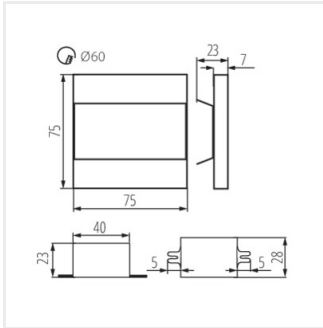
TERRA LED PIR B-WW

TERRA LED

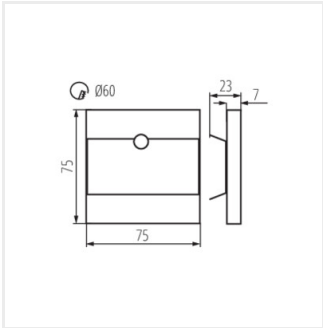
Staircase LED light fitting



TERRA LED



TERRA LED AC



TERRA LED PIR B