

LOGI 02-1520

Cadre double vertical



LOGI 02-1520-002 bi




Orientation de montage

|                     |                       |          |            |    |
|---------------------|-----------------------|----------|------------|----|
| LOGI 02-1520-002 bi | <a href="#">25122</a> | blanc    | horizontal | x2 |
| LOGI 02-1520-003 kr | <a href="#">25181</a> | crème    | horizontal | x2 |
| LOGI 02-1520-043 sr | <a href="#">25240</a> | argent   | horizontal | x2 |
| LOGI 02-1520-041 gr | <a href="#">25299</a> | graphite | horizontal | x2 |
| LOGI 02-1520-042 cm | <a href="#">33576</a> | mat noir | horizontal | x2 |


- 
- Plastique: ABS

## LOGI 02-1520


### Cadre double vertical




LOGI 02-1520-002 bi




LOGI 02-1520-003 kr



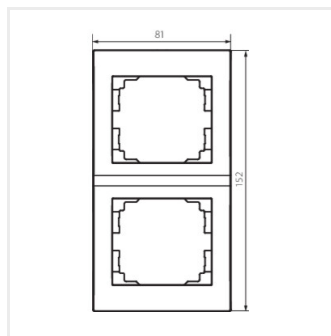
LOGI 02-1520-043 sr



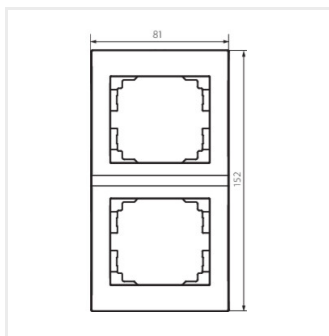
LOGI 02-1520-041 gr



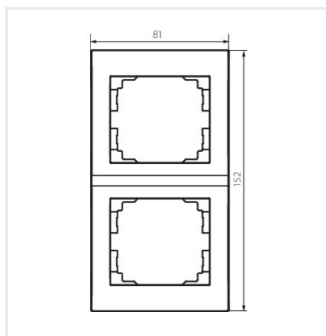
LOGI 02-1520-042 cm



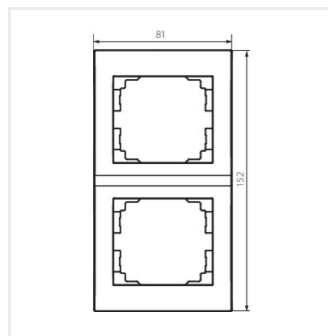
LOGI 02-1520-002 bi



LOGI 02-1520-003 kr



LOGI 02-1520-043 sr



LOGI 02-1520-041 gr

Date of issue: 13.10.2025, 11:52

Nous nous réservons le droit d'apporter toute modification technique sans information préalable. Les données de ce contenu ne sont pas juridiquement contraignantes.

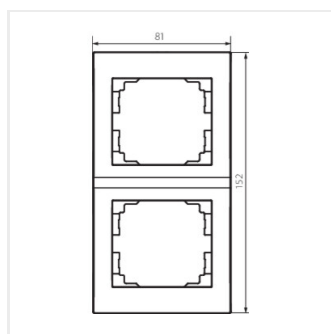
Photométrie : Résultats obtenus en testant un échantillon déterminé.

Kanlux S.A. ul. Objazdowa 1-3, 41-922 Radzionków, Poland [kanlux@kanlux.com](mailto:kanlux@kanlux.com)

## LOGI 02-1520

---

Cadre double vertical



LOGI 02-1520-042 cm