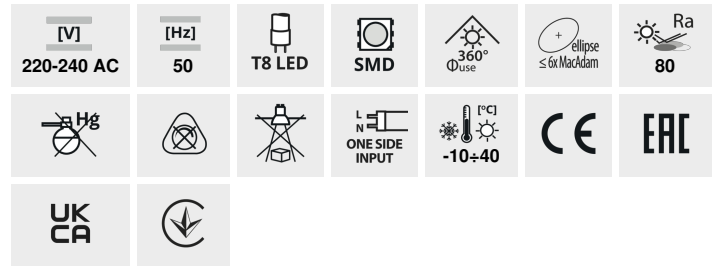


## T8 LED GLASSv3

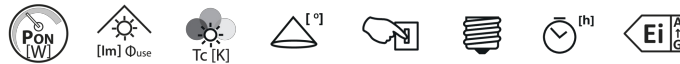
Source lumineuse LED

up to

**150**  $\frac{\text{lm}}{\text{W}}$



### T8 LED GLASSv3 9W-NW



Model	Power [W]	lm	Φuse	Tc [K]	Beam angle [°]	Lifetime [h]	Base	lm	Life [h]	Class
T8 LED GLASSv3 9W-NW	<b>26062</b>	9	1260	4000	250	≥15000	G13	25000	D	
T8 LED GLASSv3 9W-CW	<b>26063</b>	9	1260	6500	250	≥15000	G13	25000	D	
T8 LED GLASSv3 18W-NW	<b>26064</b>	18	2700	4000	220	≥25000	G13	30000	D	
T8 LED GLASSv3 18W-CW	<b>26065</b>	18	2700	6500	220	≥25000	G13	30000	D	
T8 LED GLASSv3 22W-NW	<b>26058</b>	22	3080	4000	250	≥25000	G13	25000	D	
T8 LED GLASSv3 22W-CW	<b>26059</b>	22	3080	6500	250	≥25000	G13	25000	D	

Kanlux T8 LED GLASS est une gamme bien connue et éprouvée de lampes fluorescentes basées sur des LED SMD haute performance, qui sont placées dans un corps en verre dépoli. La haute qualité de fabrication et le choix des meilleurs composants sont les caractéristiques de la gamme T8 LED GLASSv3.

- Matériau du diffuseur: verre

## T8 LED GLASSv3

Source lumineuse LED



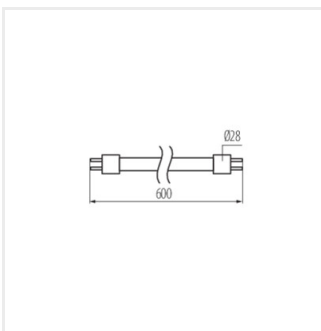
T8 LED GLASSv3 9W



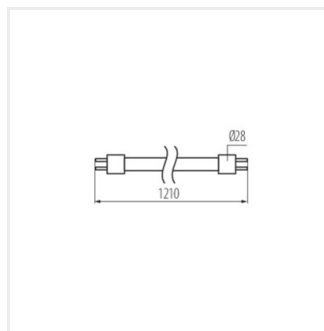
T8 LED GLASSv3 18W



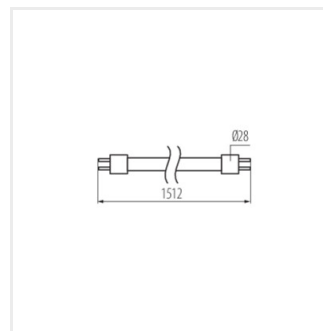
T8 LED GLASSv3 22W



T8 LED GLASSv3 9W



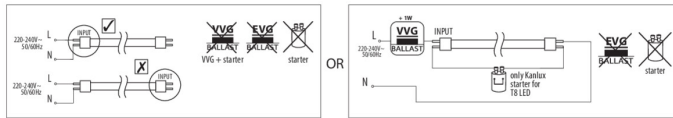
T8 LED GLASSv3 18W



T8 LED GLASSv3 22W

## T8 LED GLASSv3

### Source lumineuse LED



### Accessoires

26069

T8 LED STARTER

Replacement LED  
light switch (26069)

