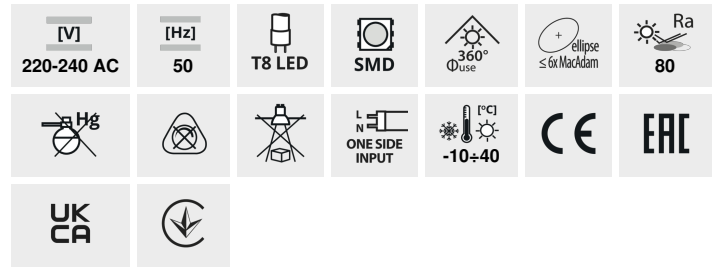


T8 LED GLASSv3

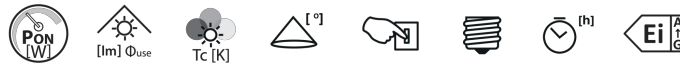
Source lumineuse LED

up to

150 $\frac{\text{lm}}{\text{W}}$



T8 LED GLASSv3 9W-NW



Model	P _{ON} [W]	[lm] Φuse	Tc [K]	Beam angle [°]	Flicker	Lifetime [h]	Base	Temp. range [h]	Efficacy [lm/W]
T8 LED GLASSv3 9W-NW	26062	9	1350	4000	220	≥25000	G13	30000	D
T8 LED GLASSv3 9W-CW	26063	9	1260	6500	250	≥15000	G13	25000	D
T8 LED GLASSv3 18W-NW	26064	18	2700	4000	220	≥25000	G13	30000	D
T8 LED GLASSv3 18W-CW	26065	18	2700	6500	220	≥25000	G13	30000	D
T8 LED GLASSv3 22W-NW	26058	22	3080	4000	250	≥25000	G13	25000	D
T8 LED GLASSv3 22W-CW	26059	22	3080	6500	250	≥25000	G13	25000	D

Kanlux T8 LED GLASS est une gamme bien connue et éprouvée de lampes fluorescentes basées sur des LED SMD haute performance, qui sont placées dans un corps en verre dépoli. La haute qualité de fabrication et le choix des meilleurs composants sont les caractéristiques de la gamme T8 LED GLASSv3.

- Matériau du diffuseur: verre

T8 LED GLASSv3

Source lumineuse LED



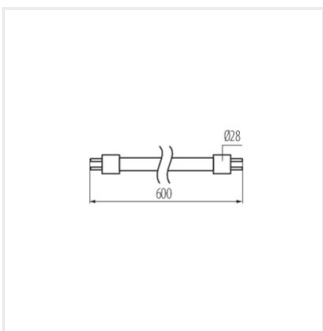
T8 LED GLASSv3 9W



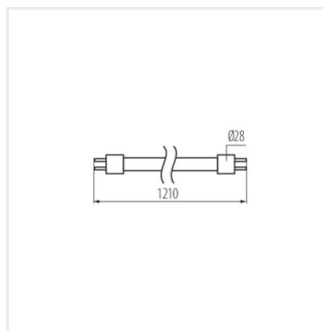
T8 LED GLASSv3 18W



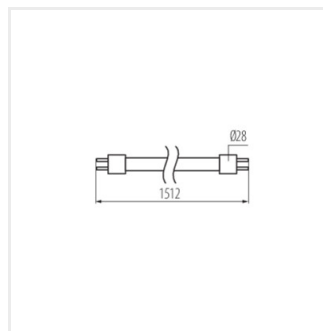
T8 LED GLASSv3 22W



T8 LED GLASSv3 9W



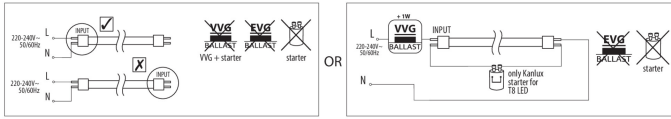
T8 LED GLASSv3 18W



T8 LED GLASSv3 22W

T8 LED GLASSv3

Source lumineuse LED



Accessoires

26069

T8 LED STARTER

Replacement LED
light switch (26069)

