

G9 LED

Source lumineuse LED



| | | | | | | |
|-----------------------|----------------|---------|------------------------------|-----------------------------|--------------|------------|
| [V] 220-240 AC | [Hz] 50 | SMD | 360° Φ _{use} | ellipse ≤ 6x MacAdam | Ra 80 | ≥15000 |
| 15000 | Hg | | | | | |


G9 LED 4,8W-WW

| | | | | | | |
|-------------------------|--|---------------------------|------------------------|--|--|--------|
| P _{on} [W] | | [lm] Φ _{use} | T _c [K] | | | Ei |
|-------------------------|--|---------------------------|------------------------|--|--|--------|


| | | | | | | | | |
|----------------|-------|-----|----|-----|------|-----|----|---|
| G9 LED 4,8W-WW | 31520 | 4,8 | 47 | 600 | 3000 | 320 | G9 | E |
| G9 LED 4,8W-NW | 31521 | 4,8 | 47 | 600 | 4000 | 320 | G9 | E |
| G9 LED 4,8W-CW | 31524 | 4,8 | 47 | 600 | 6500 | 320 | G9 | E |
| G9 LED 7W-WW | 31522 | 7 | 68 | 950 | 3000 | 320 | G9 | D |
| G9 LED 7W-NW | 31523 | 7 | 68 | 950 | 4000 | 320 | G9 | D |
| G9 LED 7W-CW | 31525 | 7 | 68 | 950 | 6500 | 320 | G9 | D |

G9 LED

Source lumineuse LED



G9 LED 4,8W-WW



G9 LED 4,8W-NW



G9 LED 4,8W-CW



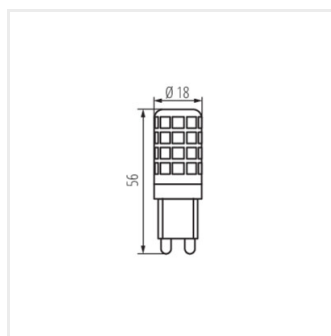
G9 LED 7W-WW



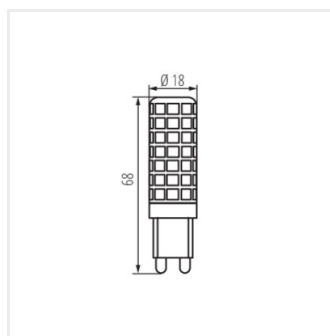
G9 LED 7W-NW



G9 LED 7W-CW



G9 LED 4,8W



G9 LED 7W