

## KBB

### KBB csatlakozó sínek

$[V]$ 230/400 AC	$[Hz]$ 50/60	$I_n[A]$ 63	CE	EAC
---------------------	-----------------	----------------	----	-----




#### KBBU-1x12


	$[V]$	$I_n [A]$
KBBU-1x12	<b>24210</b> 230/400 AC	63
KBBU-3x4	<b>24211</b> 230/400 AC	63
KBBU-1x56	<b>24212</b> 230/400 AC	63
KBBU-3x18	<b>24213</b> 230/400 AC	63
KBBU-2x28	<b>24214</b> 230/400 AC	63
KBBU-4x14	<b>24215</b> 230/400 AC	63
KBBI-1x56	<b>24216</b> 230/400 AC	63
KBBI-2x28	<b>24217</b> 230/400 AC	63
KBBI-3x18	<b>24218</b> 230/400 AC	63
KBBI-4x14	<b>24219</b> 230/400 AC	63
KBB-EC-1	<b>24220</b> 230/400 AC	63
KBB-EC-2	<b>24221</b> 230/400 AC	63
KBB-EC-3	<b>24222</b> 230/400 AC	63
KBB-EC-4	<b>24223</b> 230/400 AC	63

## KBB


### KBB csatlakozó sínek



KBBU-1x12



KBBU-3x4



KBBU-1x56



KBBU-3x18



KBBU-2x28




KBBU-4x14



KBBI-1x56



KBBI-2x28



KBBI-3x18



KBBI-4x14



KBB-EC-1



KBB-EC-2



KBB-EC-3



KBB-EC-4