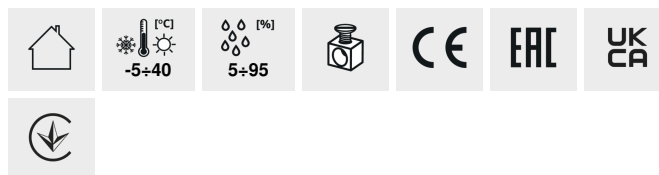


KSD

Limitatore di sovratensione



KSD-T2 275/40 1P

	[V]			Tipo di protezione
KSD-T2 275/40 1P	23130	230 AC	1	T2 (C)
KSD-T2 275/40 M	23131	230 AC	1	T2 (C)
KSD-T2 275/120 3P	23132	230 AC	3	T2 (C)
KSD-T2 275/160 3P+N	23133	230 AC	4	T2 (C)
KSD-T1T2 275/240 3P+N	23920	230 AC	4	T1+T2 (B+C)
KSD-T1+T2 275/180 3P	23921	230 AC	3	T1+T2 (B+C)
KSD-T1T2 275/120 1P+N	23922	230 AC	2	T1+T2 (B+C)
KSD-T1+T2 275/60 1P	23923	230 AC	1	T1+T2 (B+C)
KSD-T1+T2 275/60 M	23924	230 AC	1	T1+T2 (B+C)



KSD-T2 275/40 1P



KSD-T2 275/40 M



KSD-T2 275/120 3P



KSD-T2 275/160 3P+N

KSD

Limitatore di sovratensione



KSD-T1T2 275/240 3P+N



KSD-T1+T2 275/180 3P



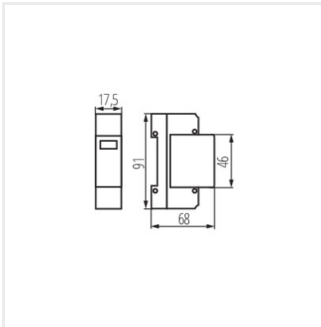
KSD-T1T2 275/120 1P+N



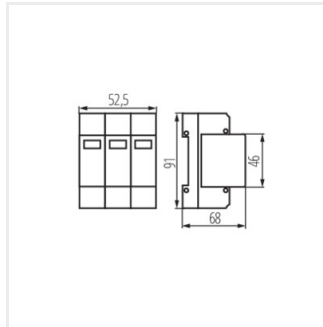
KSD-T1+T2 275/60 1P



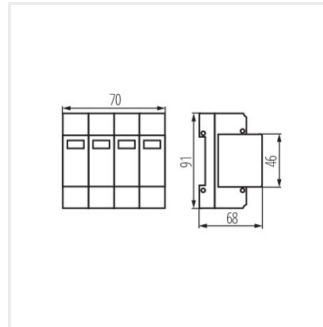
KSD-T1+T2 275/60 M



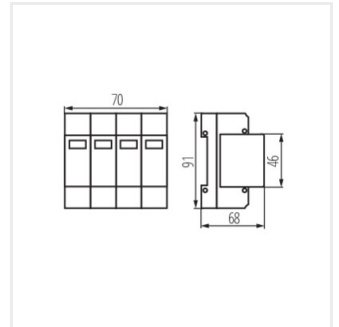
KSD-T2 275/40 1P



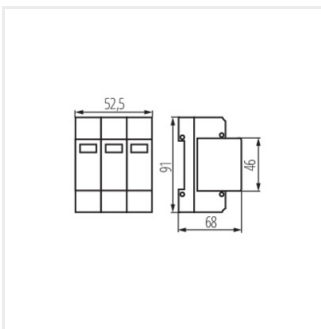
KSD-T2 275/120 3P



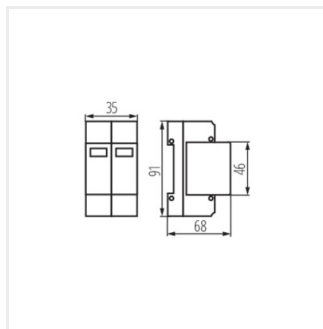
KSD-T2 275/160 3P+N



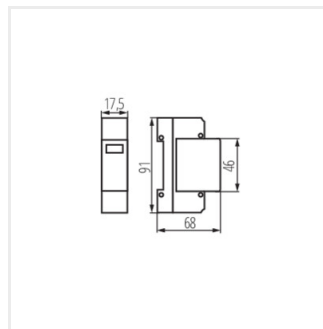
KSD-T1T2 275/240 3P+N



KSD-T1+T2 275/180 3P



KSD-T1T2 275/120 1P+N



KSD-T1+T2 275/60 1P