

## HIERRO

### Plafoniera LED lineare










 220-240 AC	 50	 ≥30000	 50000	 Ra 80	
		 IP 20		 5÷25	
 1,5÷2,5		 0,5m			



HR-LL-WW-W-PT

## HIERRO

### Plafoniera LED lineare

								
HR-LL-WW-W-PT	<b>37029</b>	23	3000	raster	X60/Y60	bianco	3000	875
HR-LM-WW-W-PT	<b>37030</b>	32	3000	raster	X60/Y60	bianco	4000	875
HR-LH-WW-W-PT	<b>37031</b>	42	3000	raster	X60/Y60	bianco	4950	875
HR-LL-WW-B-PT	<b>37037</b>	23	3000	raster	X60/Y60	nero	2650	875
HR-LM-WW-B-PT	<b>37038</b>	32	3000	raster	X60/Y60	nero	3550	875
HR-LH-WW-B-PT	<b>37039</b>	42	3000	raster	X60/Y60	nero	4350	875
HR-LL-WN-W-PT	<b>37045</b>	23	3500	raster	X60/Y60	bianco	3050	875
HR-LM-WN-W-PT	<b>37046</b>	32	3500	raster	X60/Y60	bianco	4100	875
HR-LH-WN-W-PT	<b>37047</b>	42	3500	raster	X60/Y60	bianco	5050	875
HR-LL-WN-B-PT	<b>37053</b>	23	3500	raster	X60/Y60	nero	2700	875
HR-LM-WN-B-PT	<b>37054</b>	32	3500	raster	X60/Y60	nero	3650	875
HR-LH-WN-B-PT	<b>37055</b>	42	3500	raster	X60/Y60	nero	4500	875
HR-LL-NW-W-PT	<b>37061</b>	23	4000	raster	X60/Y60	bianco	3150	875
HR-LM-NW-W-PT	<b>37062</b>	32	4000	raster	X60/Y60	bianco	4200	875
HR-LH-NW-W-PT	<b>37063</b>	42	4000	raster	X60/Y60	bianco	5150	875
HR-LL-NW-B-PT	<b>37069</b>	23	4000	raster	X60/Y60	nero	2800	875
HR-LM-NW-B-PT	<b>37070</b>	32	4000	raster	X60/Y60	nero	3750	875
HR-LH-NW-B-PT	<b>37071</b>	42	4000	raster	X60/Y60	nero	4600	875

- Materiale del corpo: metallo, plastica
- Diffusore: plastica



## HIERRO

### Plafoniera LED lineare



HR-LL-WW-W-PT



HR-LM-WW-W-PT



HR-LH-WW-W-PT



HR-LL-WW-B-PT



HR-LM-WW-B-PT



HR-LH-WW-B-PT



HR-LL-WN-W-PT



HR-LM-WN-W-PT



HR-LH-WN-W-PT



HR-LL-WN-B-PT



HR-LM-WN-B-PT



HR-LH-WN-B-PT



HR-LL-NW-W-PT



HR-LM-NW-W-PT



HR-LH-NW-W-PT



HR-LL-NW-B-PT

## HIERRO

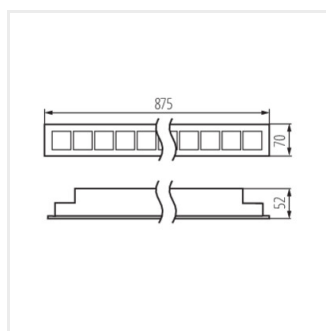
### Plafoniera LED lineare



HR-LM-NW-B-PT



HR-LH-NW-B-PT



HR-L-PT

