

T8 LED GLASSv3

Źródło światła LED

up to

150 $\frac{\text{lm}}{\text{W}}$



[V] 220-240 AC	[Hz] 50	T8 LED	SMD	360° Φ _{use}	ellipse ≤ 6x MacAdam	Ra 80
Hg		RoHS	ONE SIDE INPUT	[-10/+40] °C	CE	EAC
UK CA						



T8 LED GLASSv3 9W-NW



	PN	Φ _{use} [lm]	T _c [K]	Beam angle [°]	Input	G13	Lifetime [h]	Eii
T8 LED GLASSv3 9W-NW	26062	9	1260	4000	250	≥15000	G13	25000 D
T8 LED GLASSv3 9W-CW	26063	9	1260	6500	250	≥15000	G13	25000 D
T8 LED GLASSv3 18W-NW	26064	18	2700	4000	220	≥25000	G13	30000 D
T8 LED GLASSv3 18W-CW	26065	18	2700	6500	220	≥25000	G13	30000 D
T8 LED GLASSv3 22W-NW	26058	22	3080	4000	250	≥25000	G13	25000 D
T8 LED GLASSv3 22W-CW	26059	22	3080	6500	250	≥25000	G13	25000 D

Kanlux T8 LED GLASS to znana i sprawdzona linia świetlówek oparta na wysokowydajnych diodach LED SMD, które umieszczone są w mlecznym, szklanym korpusie. Wysoka jakość wykonania i dbałość o najlepszej klasy komponenty to najważniejsze cechy T8 LED GLASSv3.

- Materiał klosza: szkło

T8 LED GLASSv3

Źródło światła LED



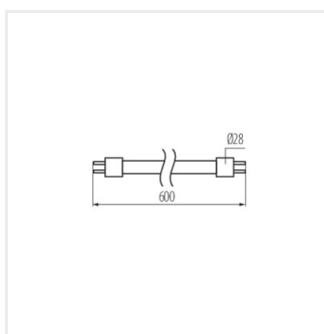
T8 LED GLASSv3 9W



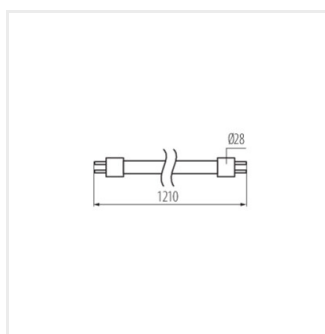
T8 LED GLASSv3 18W



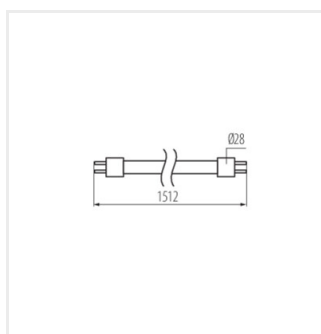
T8 LED GLASSv3 22W



T8 LED GLASSv3 9W



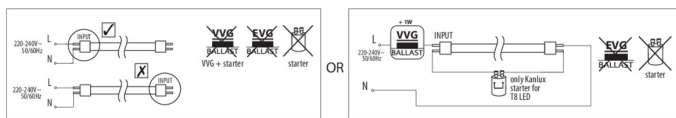
T8 LED GLASSv3 18W



T8 LED GLASSv3 22W

T8 LED GLASSv3

Źródło światła LED



Akcesoria

26069

T8 LED STARTER Zapłonnik zamienny LED (26069)

