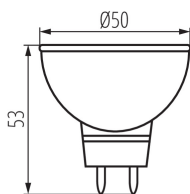


22707 TOMI LED7W MR16-CW

LED light source

5905339227072



Kanlux TOMI LED are MR16 type solid LED sources of classic look. Kanlux TOMI LED sources use hybrid heat sink construction thanks to which heat exchange with the environment is much more effective. The matt glass evenly diffuses the light with its illumination angle amounting to 120°.

GENERAL DATA:

Colour: white

Lamp designed for decorative lighting: no

Compatible with a dimmer: no

Width [mm]: 50

Height [mm]: 53

Diameter [mm]: 50

Depth [mm]: 50

Mercury content: no

TECHNICAL DATA:

Rated voltage [V]: 12 AC 50/60Hz; 12 DC

Rated power [W]: 7

Lampshade material: plastic

Light source: MR16

Diode type: LED SMD

Total rated luminous flux [lm]: 580

Useful luminous flux of the light source Φ_{use} [lm]: 480

Useful luminous flux of the light source Φ_{use} [lm]: in wide cone (120°)

Colour temperature: cold white

Correlated colour temperature [K]: 5300

Colour consistency in McAdam ellipses: ≤ 6

Colour rendering index: 80

Cap: Gx5,3

Rated lamp-service life [h]: 25000

Number of on/off cycles: ≥ 15000

Rated beam angle [°]: 120

Rated light level [°]: 120

Lamp rated current [mA]: DC 580 / AC 850

Annual power consumption [kWh/1000h]: 8

Luminous efficiency of the lamp [lm/W]: 83

Ignition time [s]: $\leq 0,5$

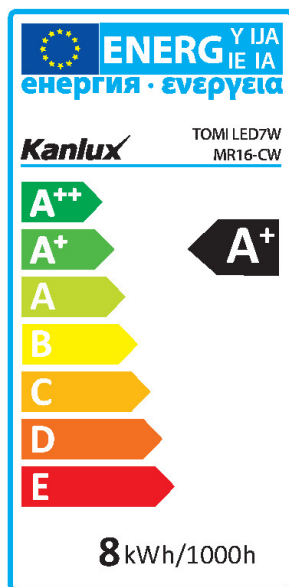
Lamp-heating time to 60% of the full luminous flux [s]:
Negligible

Lamp-heating time to 95% [s]: < 2

Lamp premature-failure indicator: $< 5\%$ po 1000h

Lamp service life factor after the period of 6000h [%]:
 ≥ 90

LED light source



Luminous flux retention factor at the end of rated service life [%]: ≥ 70

Luminous flux retention factor after the period of 6000h [%]: ≥ 80

Declaration of equality in power rating [W]: 42

Rated useful luminous flux [lm]: 480

Peak luminous intensity [cd]: 230

Light source shape: spot

LOGISTIC DATA:

Packaging method: 10

Number of units in the secondary packaging: 10

Number of units in the packaging: 100

Net unit weight [g]: 54

Grammage [g]: 66.2

Length of a unit pack [cm]: 5

Width of a unit pack [cm]: 5

Height of a unit pack [cm]: 5.5

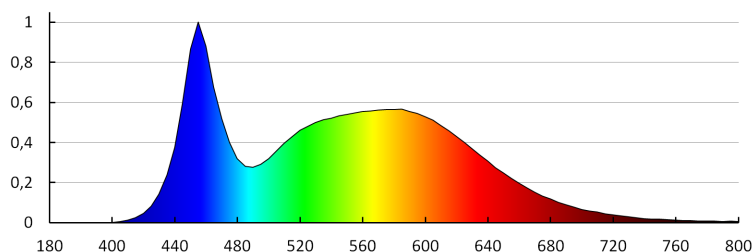
Weight of a cardboard box [kg]: 6.62

Width of a cardboard box [cm]: 28

Height of a cardboard box [cm]: 15

Length of a cardboard box [cm]: 54

Volume of a cardboard box [m³]: 0.02268



KANLUX S.A. (kat 22707) TOMI LED7W MR16-CW / Krzywa rozsyłu światła (biegunowo)

Oprawa: KANLUX S.A. (kat 22707) TOMI LED7W/MR16-CW
Lampy: 1 x TOMI LED7W MR16-CW

