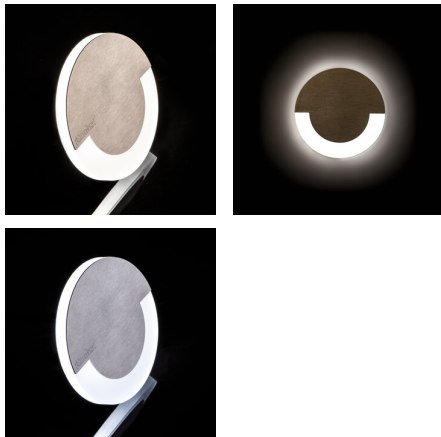


## 23100 SOLA LED WW

Staircase LED light fitting

5905339231000



Kanlux SOLA means modern design combined with an attractive effect of lighting. It is a perfect idea to highlight stairs and corridors or to emphasize decor of rooms. The unique structure of the holders ensures even emission of light. The AC version is equipped with 230V power supply unit which fits into a box.

### GENERAL DATA:

**To be built into the wall :** yes

**Colour:** stainless steel

**Place of assembly:** Recessed mount in the wall

**Place of application :** Indoors

**Minimum distance from the illuminated object :** 0,1m

**Compatible with a dimmer :** no

**Width [mm]:** 23

**Diameter [mm]:** 70

**Required diameter of the assembly box [Ømm]:** 60

**Assembly-hole dimensions [mm]:** 60

**Integrated LED light source :** yes

### TECHNICAL DATA:

**Rated voltage [V]:** 12 DC

**Maximum power [W]:** 0.8

**Class of protection against electric shock :** III

**Diode type:** LED SMD

**Luminous flux [lm]:** 13

**Colour temperature:** Warm white

**Correlated colour temperature [K]:** 3000

**Colour consistency in McAdam ellipses :** ≤6

**Colour rendering index:** 80

**Service life [h]:** 50000

**Number of on/off cycles:** ≥20000

**Luminous efficiency of the lamp [lm/W]:** 16

**Ambient temperature range to which the product can be exposed:** 5÷25

**Enclosure material:** polished stainless steel, plastic

**Connection type:** Free cable ends

**Wire length [m]:** 0.18

**Lamp-heating time [s]:** ≤1

**Lamp-ignition time [s]:** ≤0,5

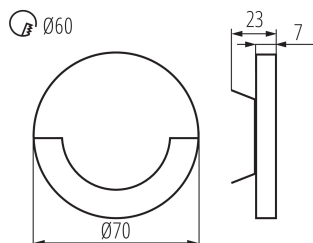
**IP class:** 20

### LOGISTIC DATA:

**Unit of measurement:** unit

## 23100 SOLA LED WW

### Staircase LED light fitting



**Packaging method:** 100

**Number of units in the secondary packaging:** 1

**Number of units in the packaging:** 100

**Number of units per layer on a pallet:** 600

**Net unit weight [g]:** 66

**Grammage [g]:** 86.9

**Gross unit weight [g]:** 78

**Length of a unit pack [cm]:** 11

**Width of a unit pack [cm]:** 2.5

**Height of a unit pack [cm]:** 16.5

**Weight of a cardboard box [kg]:** 8.69

**Width of a cardboard box [cm]:** 23.5

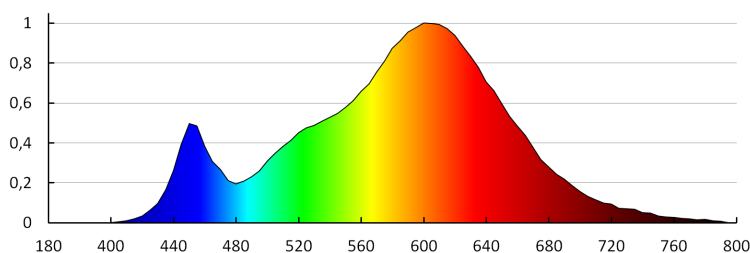
**Height of a cardboard box [cm]:** 34.5

**Length of a cardboard box [cm]:** 63

**Volume of a cardboard box [m³]:** 0.051077

#### ADDITIONAL INFORMATION:

- suitable for mounting on normally flammable surfaces



KANLUX S.A. (kat 23101) SOLA LED / Krzywa rozsyłu światła (biegunowo)

Oprawa: KANLUX S.A. (kat 23101) SOLA LED  
Lampy: 1 x SOLA LED CW

