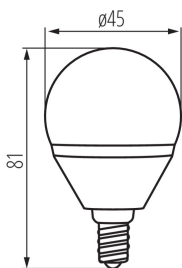


## 23423 BILO 6,5W T SMDE14-NW

LED light source

5905339234230



Kanlux BILO ensures durability which was obtained thanks to innovative LED SMD technology. All Kanlux BILO models are characterised by high luminous efficiency. These sources with E14 screw and “ball” shape are perfect for sconces and chandeliers in all places where aesthetics and large amounts of light are important.

### GENERAL DATA:

**Colour:** white

**Lamp designed for decorative lighting:** Not applicable

**Compatible with a dimmer:** no

**Width [mm]:** 45

**Height [mm]:** 81

**Diameter [mm]:** 45

**Depth [mm]:** 45

**Mercury content:** no

### TECHNICAL DATA:

**Rated voltage [V]:** 220-240 AC

**Rated frequency [Hz]:** 50

**Lamp-power factor:** 0.5

**Rated power [W]:** 6.5

**Lampshade material:** plastic

**Light source:** G45

**Diode type:** LED SMD

**Total rated luminous flux [lm]:** 600

**Useful luminous flux of the light source  $\Phi_{use}$  [lm]:** 600

**Useful luminous flux of the light source  $\Phi_{use}$  [lm]:** in sphere (360°)

**Colour temperature:** white

**Correlated colour temperature [K]:** 4000

**Colour consistency in McAdam ellipses:**  $\leq 6$

**Colour rendering index:** 80

**Cap:** E14

**Rated lamp-service life [h]:** 20000

**Number of on/off cycles:**  $\geq 15000$

**Rated beam angle [°]:** 200

**Rated light level [°]:** 200

**Lamp rated current [mA]:** 54

**Annual power consumption [kWh/1000h]:** 7


**Luminous efficiency of the lamp [lm/W]:** 92

**Ignition time [s]:**  $\leq 0,5$

**Lamp-heating time to 60% of the full luminous flux [s]:** Negligible

**Lamp-heating time to 95% [s]:**  $< 2$

LED light source



**Lamp premature-failure indicator:** <5% po 1000h

**Lamp service life factor after the period of 6000h [%]:**  $\geq 90$

**Luminous flux retention factor at the end of rated service life [%]:**  $\geq 70$

**Luminous flux retention factor after the period of 6000h [%]:**  $\geq 80$

**Declaration of equality in power rating [W]:** 48

**Light source shape:** kulka

### LOGISTIC DATA:

**Packaging method:** 100

**Number of units in the secondary packaging:** 1

**Number of units in the packaging:** 100

**Net unit weight [g]:** 42

**Grammage [g]:** 56

**Length of a unit pack [cm]:** 4.5

**Width of a unit pack [cm]:** 4.5

**Height of a unit pack [cm]:** 8

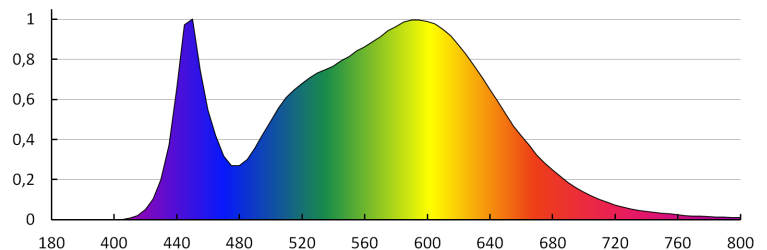
**Weight of a cardboard box [kg]:** 5.6

**Width of a cardboard box [cm]:** 25

**Height of a cardboard box [cm]:** 18.5

**Length of a cardboard box [cm]:** 47.5

**Volume of a cardboard box [m<sup>3</sup>]:** 0.021969



## 23423 BILO 6,5W T SMDE14-NW

LED light source

KANLUX S.A. (kat 23423) BILO 6,5W T SMD E14-NW / LDC (Polar)

Luminaire: KANLUX S.A. (kat 23423) BILO 6,5W T SMD E14-NW  
Lamps: 1 x BILO 6,5W T SMD E14-NW

