


LED light source

5905339296450

**1800K**  
SUPER  
WARM



A decorative version of a big GLOBE bulb that is striking itself. Kanlux XLED G125 in this exceptional version will help you create a very cosy atmosphere. All thanks to a very warm colour of the light and an amber glass in which a spiral LED filament is enclosed. This huge ball of light will become a decoration of your house, café, restaurant and any other place in which you will install it. It is an exceptional combination of a decorative nature and a modern energy-efficient LED technology.

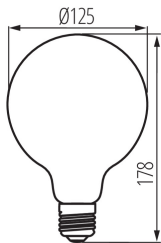
### GENERAL DATA:

**Colour:** amber  
**Lamp designed for decorative lighting:** Not applicable  
**Compatible with a dimmer:** no  
**Width [mm]:** 125  
**Height [mm]:** 178  
**Diameter [mm]:** 125  
**Depth [mm]:** 125  
**Mercury content:** no

### TECHNICAL DATA:

**Rated voltage [V]:** 220-240 AC  
**Rated frequency [Hz]:** 50  
**Lamp-power factor:** 0.5  
**Rated power [W]:** 5  
**Lampshade material:** glass  
**Light source:** G125  
**Diode type:** LED FILAMENT  
**Useful luminous flux of the light source  $\Phi_{use}$  [lm]:** 290  
**Useful luminous flux of the light source  $\Phi_{use}$  [lm]:** in sphere (360°)  
**Colour temperature:** super warm  
**Correlated colour temperature [K]:** 1800  
**Colour consistency in McAdam ellipses:**  $\leq 6$   
**Colour rendering index:** 80  
**Cap:** E27  
**Rated lamp-service life [h]:** 15000  
**Number of on/off cycles:**  $\geq 15000$   
**Rated beam angle [°]:** 320  
**Rated light level [°]:** 320  
**Annual power consumption [kWh/1000h]:** 5  
**Ignition time [s]:**  $\leq 0,5$   
**Lamp-heating time to 60% of the full luminous flux [s]:** Negligible  
**Lamp-heating time to 95% [s]:**  $< 2$

LED light source



**Lamp premature-failure indicator:** <5% po 1000h

**Lamp service life factor after the period of 6000h [%]:**  $\geq 90$

**Luminous flux retention factor at the end of rated service life [%]:**  $\geq 70$

**Luminous flux retention factor after the period of 6000h [%]:**  $\geq 80$

**Light source shape:** globe

### LOGISTIC DATA:

**Packaging method:** 5

**Number of units in the secondary packaging:** 5

**Number of units in the packaging:** 20

**Net unit weight [g]:** 104

**Grammage [g]:** 256

**Length of a unit pack [cm]:** 13

**Width of a unit pack [cm]:** 13

**Height of a unit pack [cm]:** 19

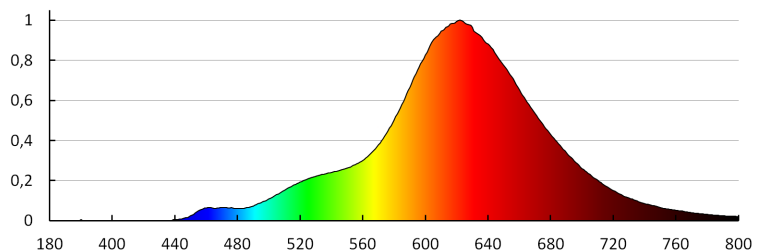
**Weight of a cardboard box [kg]:** 5.12

**Width of a cardboard box [cm]:** 55.5

**Height of a cardboard box [cm]:** 22

**Length of a cardboard box [cm]:** 67

**Volume of a cardboard box [m<sup>3</sup>]:** 0.081807



KANLUX S.A. (kat 29645) XLED G125 5W-SW / LDC (Polar)

Luminaire: KANLUX S.A. (kat 29645) XLED G125 5W-SW  
Lamps: 1 x XLED G125 5W-SW

