


33346 BENO 24W NW-L-SE W

Ceiling-mounted LED light fitting

5905339333469



Kanlux BENO luminaires that's unique design and unique light effect. They were created on the basis of individual order of Kanlux, and their designs were registered by us at the patent office. Kanlux BENO LED also provides high weather resistance (IP54), quick and easy installation on the ceiling or wall, and Beno is equipped with the adjustable movement sensor (in versions -SE). Kanlux BENO LED is a multifunctional fitting, which due to its design and its technical aspects, we can apply practically anywhere.

GENERAL DATA:

Colour: white

Place of assembly: wall mounted, ceiling mounted

Place of application: Indoors and outdoors

Minimum distance from the illuminated object: 0,5m

Compatible with a dimmer: no

Wykrywanie ruchu: yes

Length [mm]: 260

Width [mm]: 260

Height [mm]: 55

Sensitivity regulation: yes

Mercury content: no

Integrated LED light source: yes

TECHNICAL DATA:

Rated voltage [V]: 220-240 AC

Rated frequency [Hz]: 50

Maximum power [W]: 24

Class of protection against electric shock: II

Lampshade material: plastic

Diode type: LED SMD

Luminous flux of the light fitting [lm]: 2060

Useful luminous flux of the light source Φ_{use} [lm]: 2900

Useful luminous flux of the light source Φ_{use} [lm]: in sphere (360°)

Colour temperature: white

Correlated colour temperature [K]: 4000

Colour consistency in McAdam ellipses: ≤ 6

Colour rendering index: 80

Service life [h]: 20000

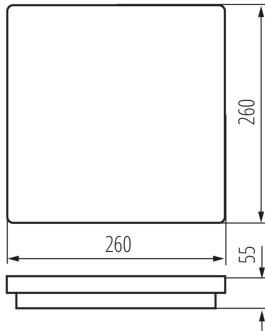
Luminous-flux-retention factor at the end of rated service life: L70B50

Number of on/off cycles: ≥ 20000

Lighting angle [°]: 110

33346 BENO 24W NW-L-SE W

Ceiling-mounted LED light fitting



Luminous efficiency of the lamp [lm/W]: 86

Ambient temperature range to which the product can be exposed: -15÷35

Enclosure material: plastic

Sensor type: microwave

Connection type: Self-clamping block

Range of sections of wires used [mm²]: 0,5÷1,5

Sensor-operation time [second-minute]: 5-5

Lamp-heating time [s]: ≤1

Lamp-ignition time [s]: ≤0,5

Sensor-operation frequency [MHz]: 5800

Illumination-level setpoint by which the sensor detects movement [lx]: 2/10/50/off

IP class: 54

Sensor range[m]: max 4.5

LOGISTIC DATA:

Unit of measurement: unit

Packaging method: 10

Number of units in the secondary packaging: 1

Number of units in the packaging: 10

Net unit weight [g]: 660

Grammage [g]: 870

Length of a unit pack [cm]: 26.5

Width of a unit pack [cm]: 6

Height of a unit pack [cm]: 26.5

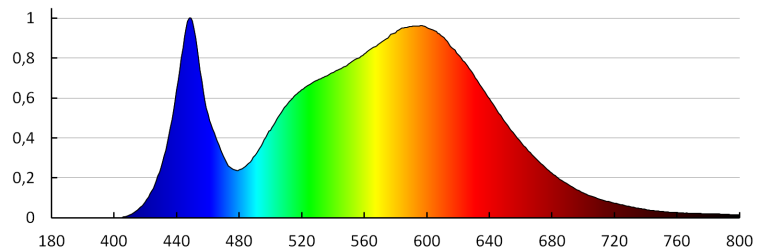
Weight of a cardboard box [kg]: 8.7

Width of a cardboard box [cm]: 33

Height of a cardboard box [cm]: 29

Length of a cardboard box [cm]: 55

Volume of a cardboard box [m³]: 0.052635



33346 BENO 24W NW-L-SE W

Ceiling-mounted LED light fitting

KANLUX S.A. (kat 33346) BENO 24W NW-L-SE W / LDC (Polar)

Luminaire: KANLUX S.A. (kat 33346) BENO 24W NW-L-SE W
Lamps: 1 x BENO 24W NW-L-W

