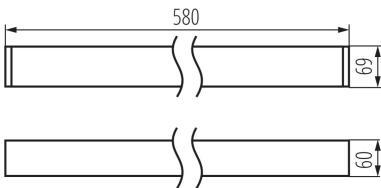


Linear LED luminaire

5905339339027



GENERAL DATA:

Colour: white
Place of assembly: ceiling mounted
Place of application: Indoors
Minimum distance from the illuminated object: 0,5m
Compatible with a dimmer: no
Fixture lighting direction: down
Length [mm]: 580
Width [mm]: 60
Height [mm]: 69
Integrated LED light source: yes

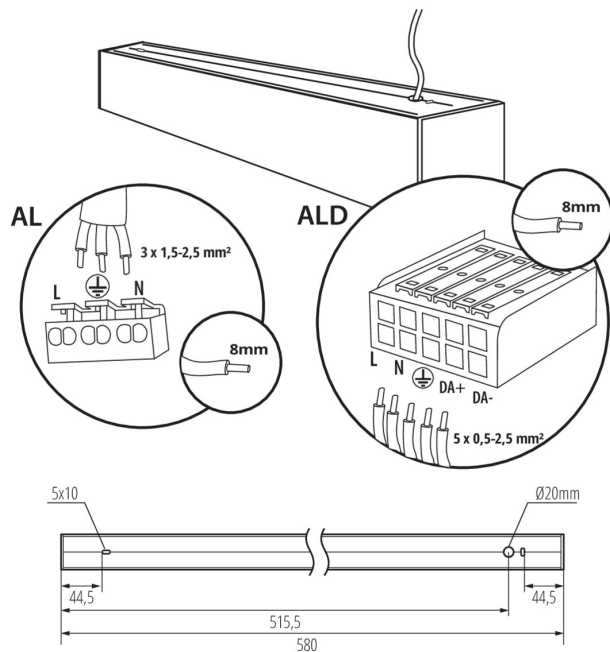
TECHNICAL DATA:

Rated voltage [V]: 220-240 AC
Rated frequency [Hz]: 50
Maximum power [W]: 10
Class of protection against electric shock: I
Lampshade material: plastic
Diode type: LED SMD
Luminous flux [lm]: 1150
Colour temperature: Warm white
Correlated colour temperature [K]: 3000
Colour consistency in McAdam ellipses: ≤3
Colour rendering index: 80
Service life [h]: 50000
Luminous-flux-retention factor at the end of rated service life: L90B10
Number of on/off cycles: ≥30000
Lighting angle [°]: X85/Y95
Luminous efficiency of the lamp [lm/W]: 115
Ambient temperature range to which the product can be exposed: 5÷25
Shade type: matt
Enclosure material: aluminum alloy
Connection type: Self-clamping block
Range of sections of wires used [mm²]: 1,5÷2,5
Lamp-heating time [s]: ≤1
Lamp-ignition time [s]: ≤0,5
IP class: 20

LOGISTIC DATA:

Unit of measurement: unit
Packaging method: 1

Linear LED luminaire



Number of units in the secondary packaging : 1

Number of units in the packaging : 1

Net unit weight [g] : 1150

Grammage [g] : 1342

Length of a unit pack [cm] : 74.5

Width of a unit pack [cm] : 11

Height of a unit pack [cm] : 7

Weight of a cardboard box [kg] : 1.342

Width of a cardboard box [cm] : 11

Height of a cardboard box [cm] : 7

Length of a cardboard box [cm] : 74.5

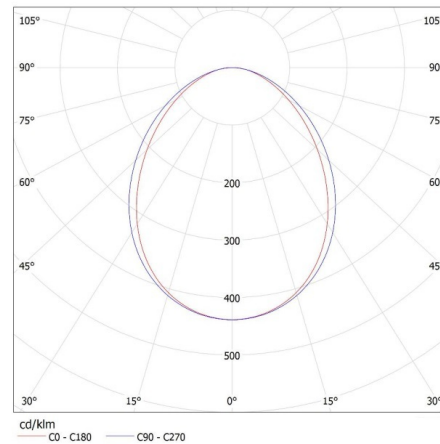
Volume of a cardboard box [m³] : 0.005737

ADDITIONAL INFORMATION:

- 5 years Warranty under the terms of the warranty statement, available on our website

KANLUX S.A. (kat 33902) AL-SL-WW-MAT-W-NT / LDC (Polar)

Luminaire: KANLUX S.A. (kat 33902) AL-SL-WW-MAT-W-NT
Lamps: 1 x AL-SL-WW-MAT



Linear LED luminaire

ACCESSORIES

32540

ALIN CORD 1F-W

Power supply terminal for ALIN luminaires and tracks, 1-phase, white, 150 cm



32541

ALIN CORD 1F-B

Power supply terminal for ALIN luminaires and tracks, 1-phase, black, 150 cm



32542

ALIN CORD 1F-SR

Power supply terminal for ALIN luminaires and tracks, 1-phase, silver 150 cm



07871

ROPE-NT 150 SINGLE

ROPE-NT 150 SINGLE steel rope (single) for suspending fittings, 2 pcs. in a set



29557

ALIN NT GRIP

Wall bracket for the ALIN luminaire, 2 pcs included



27109

KLOSZ MPR AL 11W/17W

MPR shade for fitting ALIN, MPR SHADE AL 11W/17W, (27109)

