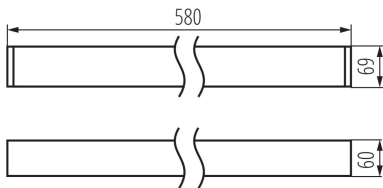


Linear LED luminaire

5905339339140



GENERAL DATA:

Colour: black
Place of assembly: ceiling mounted
Place of application: Indoors
Minimum distance from the illuminated object : 0,5m
Compatible with a dimmer : no
Fixture lighting direction: down
Length [mm]: 580
Width [mm]: 60
Height [mm]: 69
Integrated LED light source : yes

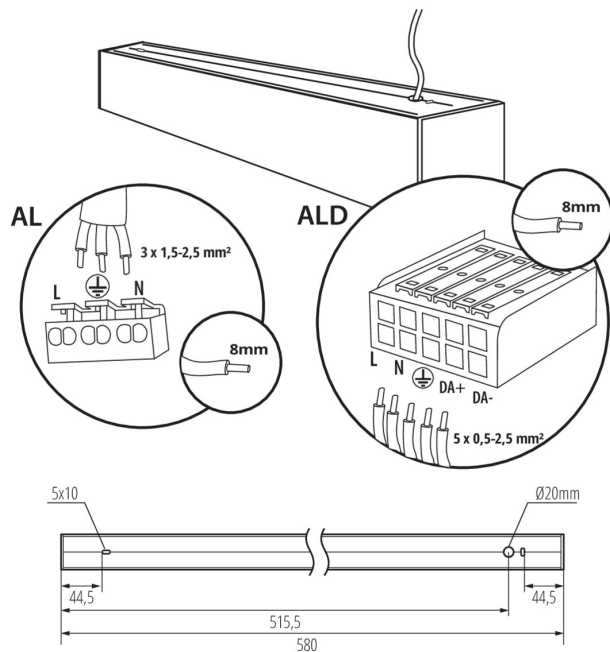
TECHNICAL DATA:

Rated voltage [V]: 220-240 AC
Rated frequency [Hz]: 50
Maximum power [W]: 10
Class of protection against electric shock : I
Lampshade material: plastic
Diode type: LED SMD
Luminous flux [lm]: 1150
Colour temperature: Warm white
Correlated colour temperature [K]: 3000
Colour consistency in McAdam ellipses : ≤3
Colour rendering index: 80
Service life [h]: 50000
Luminous-flux-retention factor at the end of rated service life : L90B10
Number of on/off cycles : ≥30000
Lighting angle [°]: X85/Y95
Luminous efficiency of the lamp [lm/W]: 115
Ambient temperature range to which the product can be exposed: 5÷25
Shade type: matt
Enclosure material: aluminum alloy
Connection type: Self-clamping block
Range of sections of wires used [mm²]: 1,5÷2,5
Lamp-heating time [s]: ≤1
Lamp-ignition time [s]: ≤0,5
IP class: 20

LOGISTIC DATA:

Unit of measurement: unit
Packaging method: 1

Linear LED luminaire



Number of units in the secondary packaging : 1

Number of units in the packaging : 1

Net unit weight [g] : 1150

Grammage [g] : 1342

Length of a unit pack [cm] : 74.5

Width of a unit pack [cm] : 11

Height of a unit pack [cm] : 7

Weight of a cardboard box [kg] : 1.342

Width of a cardboard box [cm] : 11

Height of a cardboard box [cm] : 7

Length of a cardboard box [cm] : 74.5

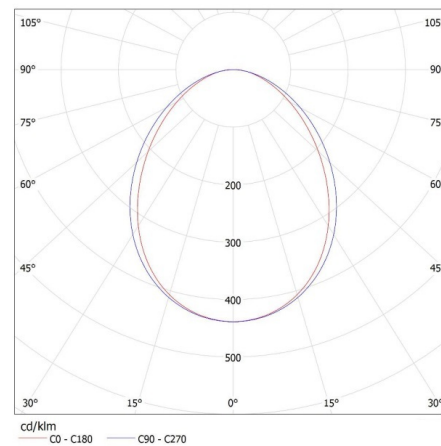
Volume of a cardboard box [m³] : 0.005737

ADDITIONAL INFORMATION:

- 5 years Warranty under the terms of the warranty statement, available on our website




KANLUX S.A. (kat 33914) AL-SL-WW-MAT-B-NT / LDC (Polar)

Luminaire: KANLUX S.A. (kat 33914) AL-SL-WW-MAT-B-NT
Lamps: 1 x AL-SL-WW-MAT



Linear LED luminaire

ACCESSORIES

32540	ALIN CORD 1F-W	Power supply terminal for ALIN luminaires and tracks, 1-phase, white, 150 cm
		
32541	ALIN CORD 1F-B	Power supply terminal for ALIN luminaires and tracks, 1-phase, black, 150 cm
		
32542	ALIN CORD 1F-SR	Power supply terminal for ALIN luminaires and tracks, 1-phase, silver 150 cm
		
07871	ROPE-NT 150 SINGLE	ROPE-NT 150 SINGLE steel rope (single) for suspending fittings, 2 pcs. in a set
		
29557	ALIN NT GRIP	Wall bracket for the ALIN luminaire, 2 pcs included
		
27109	KLOSZ MPR AL 11W/17W	MPR shade for fitting ALIN, MPR SHADE AL 11W/17W, (27109)
