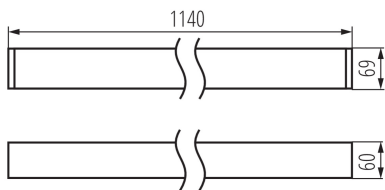
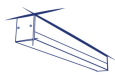


Linear LED luminaire

5905339339720



GENERAL DATA:

Colour: white

Place of assembly: ceiling mounted

Place of application: Indoors

Minimum distance from the illuminated object: 0,5m

Compatible with a dimmer: no

Fixture lighting direction: down

Length [mm]: 1140

Width [mm]: 60

Height [mm]: 69

Integrated LED light source: yes

Version for connection in line [initial element] LF: 34530

Version for connection in line [central element] LM: 34674

Version for connection in line [final element] LL: 34818

Wersja do łączenia w linie [kształtka] LTX1: 35029

Wersja do łączenia w linie [kształtka] LTX1C: 35053

Wersja do łączenia w linie [kształtka] LTX2C: 35077

Wersja do łączenia w linie [kształtka] LTX1E: 35191

Wersja do łączenia w linie [kształtka] L: 34405

Wersja do łączenia w linie [kształtka] T: 35015

Wersja do łączenia w linie [kształtka] X: 35012

TECHNICAL DATA:

Rated voltage [V]: 220-240 AC

Rated frequency [Hz]: 50

Power factor: 0.95

Maximum power [W]: 25

Class of protection against electric shock: I

Lampshade material: plastic

Diode type: LED SMD

Luminous flux [lm]: 3250

Colour temperature: white

Correlated colour temperature [K]: 4000

Colour consistency in McAdam ellipses: ≤3

Colour rendering index: 80

Service life [h]: 50000

Luminous-flux-retention factor at the end of rated service life: L90B10

Number of on/off cycles: ≥30000

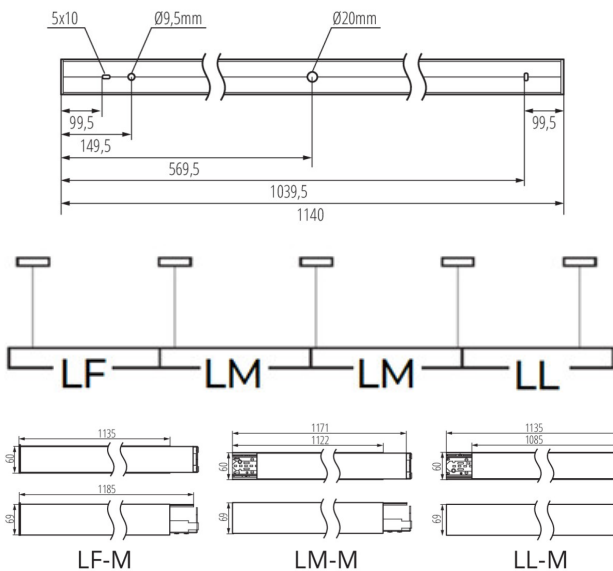
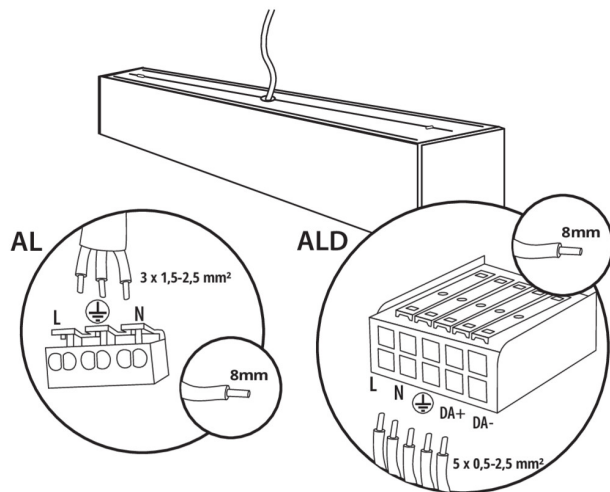
Lighting angle [°]: X85/Y95

Luminous efficiency of the lamp [lm/W]: 130

Ambient temperature range to which the product can be exposed: 5÷25

33972 AL-ML-NW-MAT-W-NT

Linear LED luminaire



Shade type: matt

Enclosure material: aluminum alloy

Connection type: Self-clamping block

Range of sections of wires used [mm²]: 1,5÷2,5

Lamp-heating time [s]: ≤1

Lamp-ignition time [s]: ≤0,5

IP class: 20

LOGISTIC DATA:

Unit of measurement: unit

Packaging method: 1

Number of units in the secondary packaging : 1

Number of units in the packaging : 1

Net unit weight [g] : 2100

Grammage [g] : 2450

Length of a unit pack [cm] : 136

Width of a unit pack [cm] : 11

Height of a unit pack [cm] : 7

Weight of a cardboard box [kg] : 2.45

Width of a cardboard box [cm] : 11

Height of a cardboard box [cm] : 7

Length of a cardboard box [cm] : 136

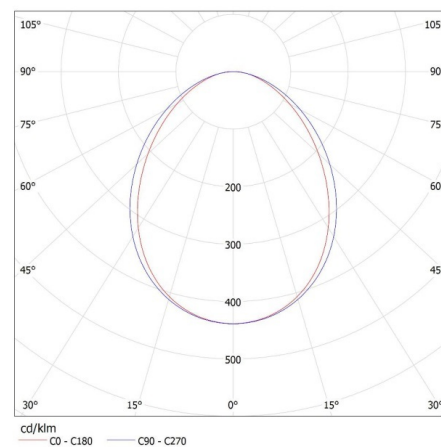
Volume of a cardboard box [m³] : 0.010472

ADDITIONAL INFORMATION:

- 5 years Warranty under the terms of the warranty statement, available on our website

KANLUX S.A. (kat 33972) AL-ML-NW-MAT-W-NT / LDC (Polar)

Luminaire: KANLUX S.A. (kat 33972) AL-ML-NW-MAT-W-NT
Lampe: 1 x AL-ML-NW-MAT



Linear LED luminaire

ACCESSORIES

32540

ALIN CORD 1F-W

Power supply terminal for ALIN luminaires and tracks, 1-phase, white, 150 cm



32541

ALIN CORD 1F-B

Power supply terminal for ALIN luminaires and tracks, 1-phase, black, 150 cm



32542

ALIN CORD 1F-SR

Power supply terminal for ALIN luminaires and tracks, 1-phase, silver 150 cm



07871

ROPE-NT 150 SINGLE

ROPE-NT 150 SINGLE steel rope (single) for suspending fittings, 2 pcs. in a set



29557

ALIN NT GRIP

Wall bracket for the ALIN luminaire, 2 pcs included



25979

KLOSZ MPR AL 23W/33W

MPR shade for fitting ALIN, MPR SHADE AL 23W/33W, (25979)

