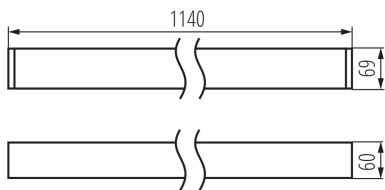
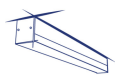


33975 AL-MH-WW-MAT-W-NT

Linear LED luminaire

5905339339751



GENERAL DATA:

Colour: white
Place of assembly: ceiling mounted
Place of application: Indoors
Minimum distance from the illuminated object : 0,5m
Compatible with a dimmer: no
Fixture lighting direction: down
Length [mm]: 1140
Width [mm]: 60
Height [mm]: 69
Integrated LED light source : yes

TECHNICAL DATA:

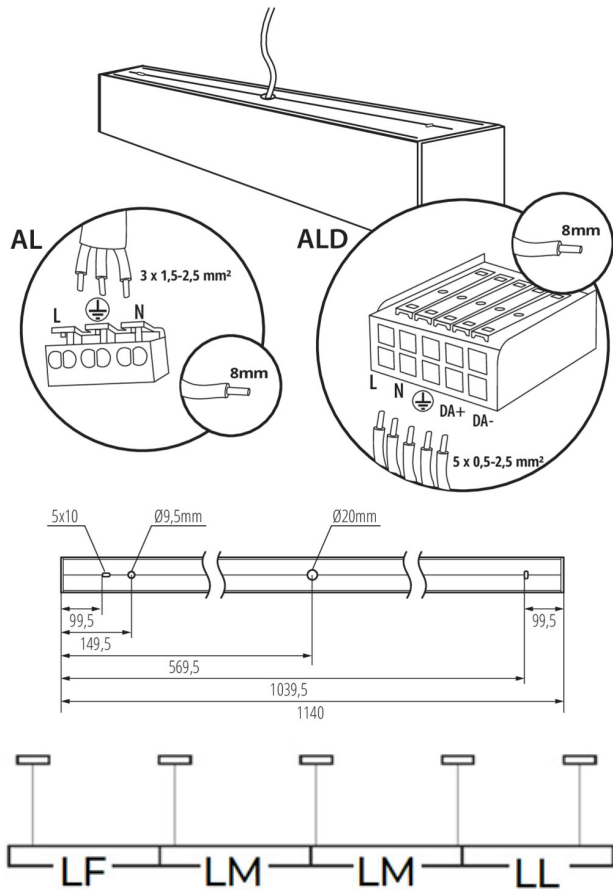
Rated voltage [V]: 220-240 AC
Rated frequency [Hz]: 50
Maximum power [W]: 40
Class of protection against electric shock : I
Lampshade material: plastic
Diode type: LED SMD
Luminous flux [lm]: 4500
Colour temperature: Warm white
Correlated colour temperature [K]: 3000
Colour consistency in McAdam ellipses : ≤3
Colour rendering index: 80
Service life [h]: 50000
Luminous-flux-retention factor at the end of rated service life : L90B10
Number of on/off cycles: ≥30000
Lighting angle [°]: X85/Y95
Luminous efficiency of the lamp [lm/W]: 113
Ambient temperature range to which the product can be exposed: 5÷25
Shade type: matt
Enclosure material: aluminum alloy
Connection type: Self-clamping block
Range of sections of wires used [mm²]: 1,5÷2,5
Lamp-heating time [s]: ≤1
Lamp-ignition time [s]: ≤0,5
IP class: 20

LOGISTIC DATA:

Unit of measurement: unit
Packaging method: 1

33975 AL-MH-WW-MAT-W-NT

Linear LED luminaire



Number of units in the secondary packaging : 1

Number of units in the packaging : 1

Net unit weight [g] : 2100

Grammage [g] : 2450

Length of a unit pack [cm] : 136

Width of a unit pack [cm] : 11

Height of a unit pack [cm] : 7

Weight of a cardboard box [kg] : 2.45

Width of a cardboard box [cm] : 11

Height of a cardboard box [cm] : 7

Length of a cardboard box [cm] : 136

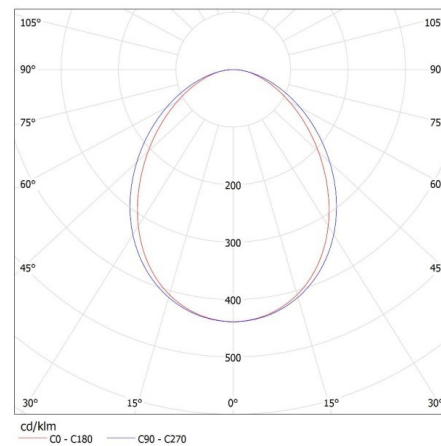
Volume of a cardboard box [m³] : 0.010472

ADDITIONAL INFORMATION:

- 5 years Warranty under the terms of the warranty statement, available on our website

KANLUX S.A. (kat 33975) AL-MH-WW-MAT-W-NT / LDC (Polar)

Luminaire: KANLUX S.A. (kat 33975) AL-MH-WW-MAT-W-NT
Lamps: 1 x AL-MH-WW-MAT



33975 AL-MH-WW-MAT-W-NT

Linear LED luminaire

ACCESSORIES

32540	ALIN CORD 1F-W	Power supply terminal for ALIN luminaires and tracks, 1-phase, white, 150 cm
		
32541	ALIN CORD 1F-B	Power supply terminal for ALIN luminaires and tracks, 1-phase, black, 150 cm
		
32542	ALIN CORD 1F-SR	Power supply terminal for ALIN luminaires and tracks, 1-phase, silver 150 cm
		
07871	ROPE-NT 150 SINGLE	ROPE-NT 150 SINGLE steel rope (single) for suspending fittings, 2 pcs. in a set
		
29557	ALIN NT GRIP	Wall bracket for the ALIN luminaire, 2 pcs included
		
25979	KLOSZ MPR AL 23W/33W	MPR shade for fitting ALIN, MPR SHADE AL 23W/33W, (25979)
		