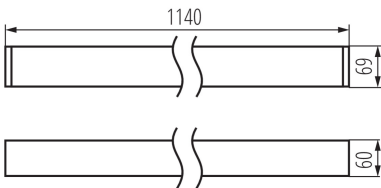
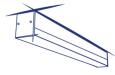


Linear LED luminaire

5905339339768



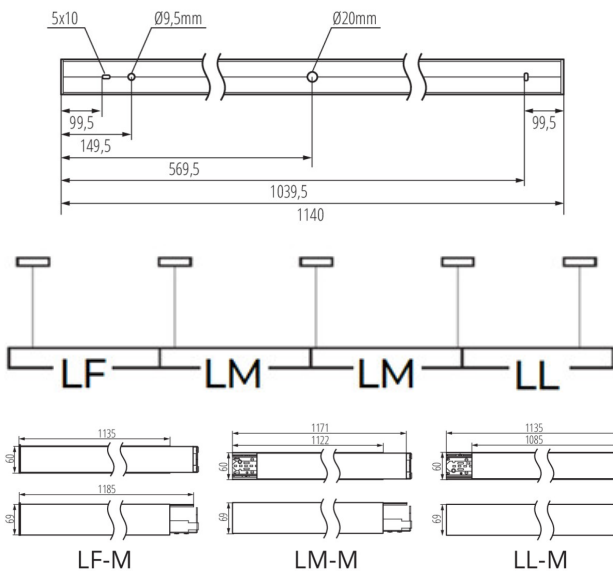
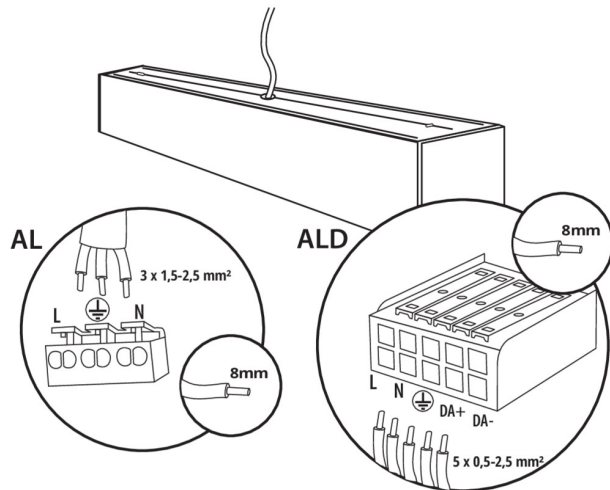
### GENERAL DATA:

**Colour:** white  
**Place of assembly:** ceiling mounted  
**Place of application:** Indoors  
**Minimum distance from the illuminated object :** 0,5m  
**Compatible with a dimmer :** no  
**Fixture lighting direction:** down  
**Length [mm]:** 1140  
**Width [mm]:** 60  
**Height [mm]:** 69  
**Integrated LED light source :** yes  
**Version for connection in line [initial element] LF :** 34533  
**Version for connection in line [central element] LM :** 34677  
**Version for connection in line [final element] LL :** 34821  
**Wersja do łączenia w linie [kształtka] LTX1 :** 35041  
**Wersja do łączenia w linie [kształtka] LTX1C :** 35065  
**Wersja do łączenia w linie [kształtka] LTX2C :** 35089  
**Wersja do łączenia w linie [kształtka] LTX1E :** 35203  
**Wersja do łączenia w linie [kształtka] L :** 35026  
**Wersja do łączenia w linie [kształtka] T :** 35023  
**Wersja do łączenia w linie [kształtka] X :** 35020

### TECHNICAL DATA:

**Rated voltage [V]:** 220-240 AC  
**Rated frequency [Hz]:** 50  
**Maximum power [W]:** 25  
**Class of protection against electric shock :** I  
**Lampshade material:** plastic  
**Diode type:** LED SMD  
**Luminous flux [lm]:** 3000  
**Colour temperature:** white  
**Correlated colour temperature [K]:** 4000  
**Colour consistency in McAdam ellipses :** ≤3  
**Colour rendering index:** 80  
**Service life [h]:** 50000  
**Luminous-flux-retention factor at the end of rated service life :** L90B10  
**Number of on/off cycles :** ≥30000  
**Lighting angle [°]:** X75/Y90  
**Luminous efficiency of the lamp [lm/W]:** 120  
**Ambient temperature range to which the product can be exposed :** 5÷25  
**Shade type:** microprismatic

### Linear LED luminaire



**Enclosure material:** aluminum alloy  
**Connection type:** Self-clamping block  
**Range of sections of wires used [mm<sup>2</sup>]:** 1,5÷2,5  
**Lamp-heating time [s]:** ≤1  
**Lamp-ignition time [s]:** ≤0,5  
**IP class:** 20

#### LOGISTIC DATA:

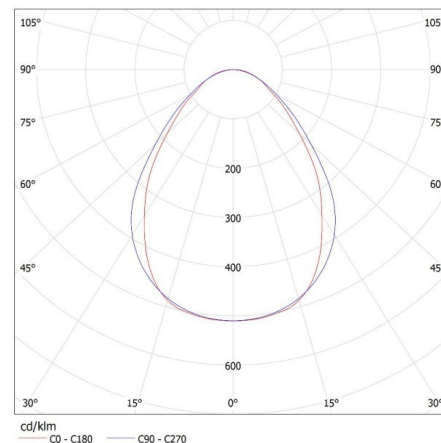
**Unit of measurement:** unit  
**Packaging method:** 1  
**Number of units in the secondary packaging:** 1  
**Number of units in the packaging:** 1  
**Net unit weight [g]:** 2100  
**Grammage [g]:** 2450  
**Length of a unit pack [cm]:** 136  
**Width of a unit pack [cm]:** 11  
**Height of a unit pack [cm]:** 7  
**Weight of a cardboard box [kg]:** 2.45  
**Width of a cardboard box [cm]:** 11  
**Height of a cardboard box [cm]:** 7  
**Length of a cardboard box [cm]:** 136  
**Volume of a cardboard box [m<sup>3</sup>]:** 0.010472

#### ADDITIONAL INFORMATION:

- 5 years Warranty under the terms of the warranty statement, available on our website

KANLUX S.A. (kat 33976) AL-ML-NW-MPR-W-NT / LDC (Polar)

Luminaire: KANLUX S.A. (kat 33976) AL-ML-NW-MPR-W-NT  
 Lamps: 1 x AL-ML-NW-MPR



Linear LED luminaire

### ACCESSORIES

32540

ALIN CORD 1F-W

Power supply terminal for ALIN luminaires and tracks, 1-phase, white, 150 cm



32541

ALIN CORD 1F-B

Power supply terminal for ALIN luminaires and tracks, 1-phase, black, 150 cm



32542

ALIN CORD 1F-SR

Power supply terminal for ALIN luminaires and tracks, 1-phase, silver 150 cm



07871

ROPE-NT 150 SINGLE

ROPE-NT 150 SINGLE steel rope (single) for suspending fittings, 2 pcs. in a set



29557

ALIN NT GRIP

Wall bracket for the ALIN luminaire, 2 pcs included



25979

KLOSZ MPR AL 23W/33W

MPR shade for fitting ALIN, MPR SHADE AL 23W/33W, (25979)

