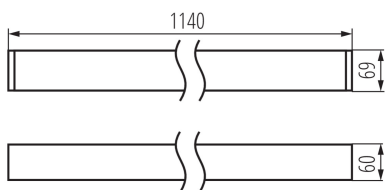


Linear LED luminaire

5905339339843



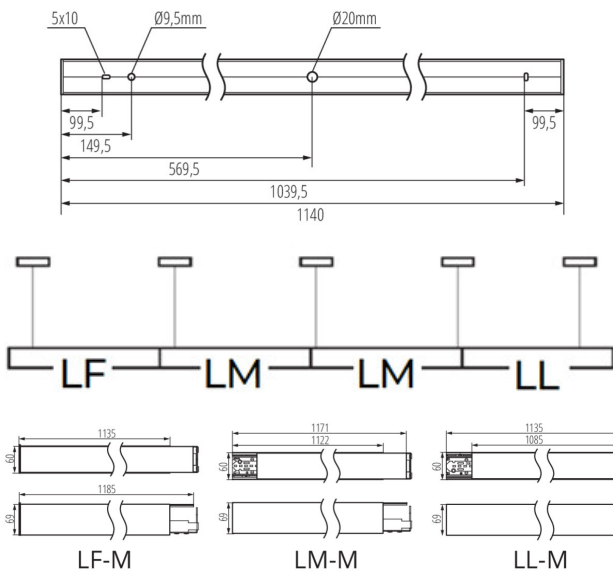
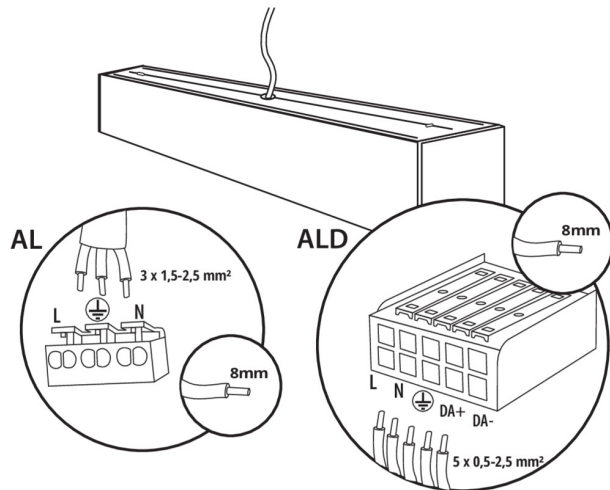
GENERAL DATA:

Colour: black
Place of assembly: ceiling mounted
Place of application: Indoors
Minimum distance from the illuminated object : 0,5m
Compatible with a dimmer : no
Fixture lighting direction: down
Length [mm]: 1140
Width [mm]: 60
Height [mm]: 69
Integrated LED light source : yes
Version for connection in line [initial element] LF : 34528
Version for connection in line [central element] LM : 34672
Version for connection in line [final element] LL : 34816
Wersja do łączenia w linie [kształtka] LTX1 : 35027
Wersja do łączenia w linie [kształtka] LTX1C : 35051
Wersja do łączenia w linie [kształtka] LTX2C : 35075
Wersja do łączenia w linie [kształtka] LTX1E : 35189
Wersja do łączenia w linie [kształtka] L : 35016
Wersja do łączenia w linie [kształtka] T : 35013
Wersja do łączenia w linie [kształtka] X : 35010

TECHNICAL DATA:

Rated voltage [V]: 220-240 AC
Rated frequency [Hz]: 50
Maximum power [W]: 25
Class of protection against electric shock : I
Lampshade material: plastic
Diode type: LED SMD
Luminous flux [lm]: 3250
Colour temperature: white
Correlated colour temperature [K]: 4000
Colour consistency in McAdam ellipses : ≤3
Colour rendering index: 80
Service life [h]: 50000
Luminous-flux-retention factor at the end of rated service life : L90B10
Number of on/off cycles : ≥30000
Lighting angle [°]: X85/Y95
Luminous efficiency of the lamp [lm/W]: 130
Ambient temperature range to which the product can be exposed : 5÷25
Shade type: matt

Linear LED luminaire



Enclosure material: aluminum alloy
Connection type: Self-clamping block
Range of sections of wires used [mm²]: 1,5÷2,5
Lamp-heating time [s]: ≤1
Lamp-ignition time [s]: ≤0,5
IP class: 20

LOGISTIC DATA:

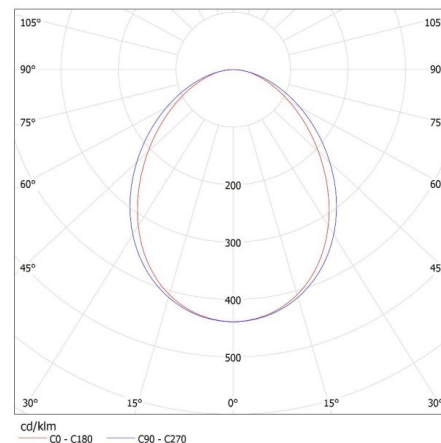
Unit of measurement: unit
Packaging method: 1
Number of units in the secondary packaging : 1
Number of units in the packaging : 1
Net unit weight [g]: 2100
Grammage [g]: 2450
Length of a unit pack [cm]: 136
Width of a unit pack [cm]: 11
Height of a unit pack [cm]: 7
Weight of a cardboard box [kg]: 2.45
Width of a cardboard box [cm]: 11
Height of a cardboard box [cm]: 7
Length of a cardboard box [cm]: 136
Volume of a cardboard box [m³]: 0.010472

ADDITIONAL INFORMATION:

- 5 years Warranty under the terms of the warranty statement, available on our website

KANLUX S.A. (kat 33984) AL-ML-NW-MAT-B-NT / LDC (Polar)

Luminaire: KANLUX S.A. (kat 33984) AL-ML-NW-MAT-B-NT
 Lamps: 1 x AL-ML-NW-MAT



Linear LED luminaire

ACCESSORIES

32540

ALIN CORD 1F-W

Power supply terminal for ALIN luminaires and tracks, 1-phase, white, 150 cm



32541

ALIN CORD 1F-B

Power supply terminal for ALIN luminaires and tracks, 1-phase, black, 150 cm



32542

ALIN CORD 1F-SR

Power supply terminal for ALIN luminaires and tracks, 1-phase, silver 150 cm



07871

ROPE-NT 150 SINGLE

ROPE-NT 150 SINGLE steel rope (single) for suspending fittings, 2 pcs. in a set



29557

ALIN NT GRIP

Wall bracket for the ALIN luminaire, 2 pcs included



25979

KLOSZ MPR AL 23W/33W

MPR shade for fitting ALIN, MPR SHADE AL 23W/33W, (25979)

