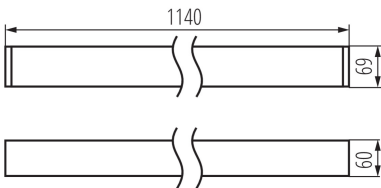


## 34044 AL-MM-NW-MAT-W-NT

Linear LED luminaire

5905339340443



### GENERAL DATA:

**Colour:** white

**Place of assembly:** ceiling mounted

**Place of application:** Indoors

**Minimum distance from the illuminated object :** 0,5m

**Compatible with a dimmer :** no

**Fixture lighting direction:** down

**Length [mm]:** 1140

**Width [mm]:** 60

**Height [mm]:** 69

**Integrated LED light source :** yes

**Version for connection in line [initial element] LF :** 34542

**Version for connection in line [central element] LM :** 34686

**Version for connection in line [final element] LL :** 34830

**Wersja do łączenia w linie [kształtka] LTX1 :** 35032

**Wersja do łączenia w linie [kształtka] LTX1C :** 35056

**Wersja do łączenia w linie [kształtka] LTX2C :** 35080

**Wersja do łączenia w linie [kształtka] LTX1E :** 35194

**Wersja do łączenia w linie [kształtka] L :** 34405

**Wersja do łączenia w linie [kształtka] T :** 35015

**Wersja do łączenia w linie [kształtka] X :** 35012

### TECHNICAL DATA:

**Rated voltage [V]:** 220-240 AC

**Rated frequency [Hz]:** 50

**Maximum power [W]:** 29

**Class of protection against electric shock :** I

**Lampshade material:** plastic

**Diode type:** LED SMD

**Luminous flux [lm]:** 3900

**Colour temperature:** white

**Correlated colour temperature [K]:** 4000

**Colour consistency in McAdam ellipses :** ≤3

**Colour rendering index:** 80

**Service life [h]:** 50000

**Luminous-flux-retention factor at the end of rated service life :**  
L90B10

**Number of on/off cycles :** ≥30000

**Lighting angle [°]:** X85/Y95

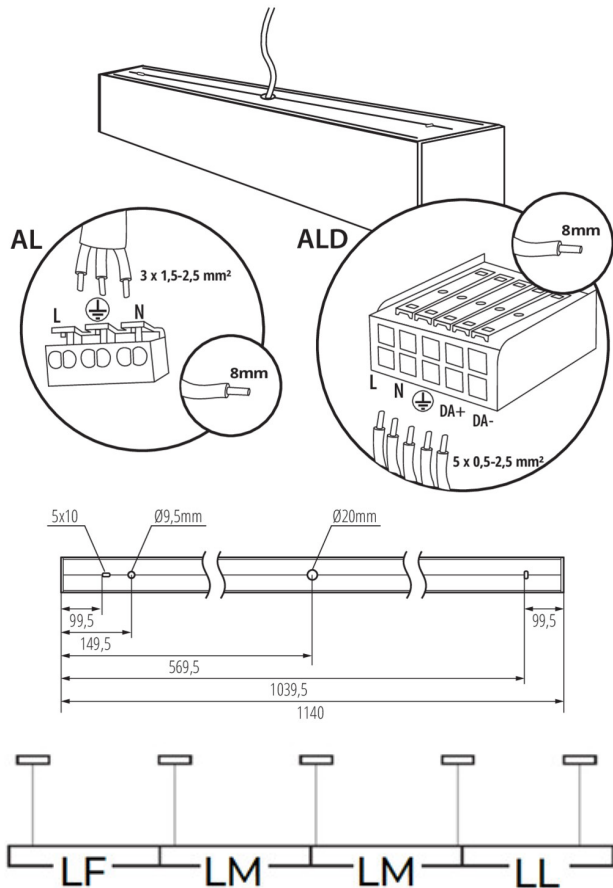
**Luminous efficiency of the lamp [lm/W]:** 134

**Ambient temperature range to which the product can be exposed :** 5÷25

**Shade type:** matt

## 34044 AL-MM-NW-MAT-W-NT

Linear LED luminaire



**Enclosure material:** aluminum alloy

**Connection type:** Self-clamping block

**Range of sections of wires used [mm<sup>2</sup>]:** 1,5÷2,5

**Lamp-heating time [s]:** ≤1

**Lamp-ignition time [s]:** ≤0,5

**IP class:** 20

### LOGISTIC DATA:

**Unit of measurement:** unit

**Packaging method:** 1

**Number of units in the secondary packaging :** 1

**Number of units in the packaging :** 1

**Net unit weight [g]:** 2050

**Grammage [g]:** 2400

**Length of a unit pack [cm]:** 136

**Width of a unit pack [cm]:** 11

**Height of a unit pack [cm]:** 7

**Weight of a cardboard box [kg]:** 2.4

**Width of a cardboard box [cm]:** 11

**Height of a cardboard box [cm]:** 7

**Length of a cardboard box [cm]:** 136

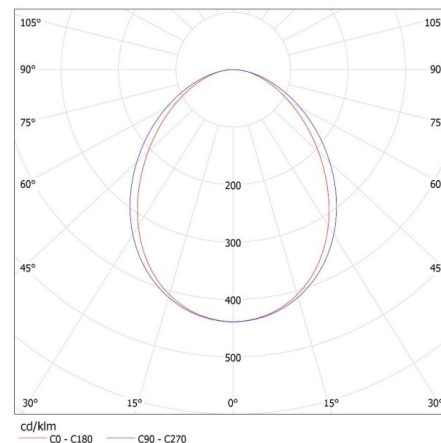
**Volume of a cardboard box [m<sup>3</sup>]:** 0.010472

### ADDITIONAL INFORMATION:

- 5 years Warranty under the terms of the warranty statement, available on our website

KANLUX S.A. (kat 34044) AL-MM-NW-MAT-W-NT / LDC (Polar)

Luminaire: KANLUX S.A. (kat 34044) AL-MM-NW-MAT-W-NT  
Lamps: 1 x AL-MM-NW-MAT



Linear LED luminaire

### ACCESSORIES

32540

ALIN CORD 1F-W

Power supply terminal for ALIN luminaires and tracks, 1-phase, white, 150 cm



32541

ALIN CORD 1F-B

Power supply terminal for ALIN luminaires and tracks, 1-phase, black, 150 cm



32542

ALIN CORD 1F-SR

Power supply terminal for ALIN luminaires and tracks, 1-phase, silver 150 cm



07871

ROPE-NT 150 SINGLE

ROPE-NT 150 SINGLE steel rope (single) for suspending fittings, 2 pcs. in a set



29557

ALIN NT GRIP

Wall bracket for the ALIN luminaire, 2 pcs included



25979

KLOSZ MPR AL 23W/33W

MPR shade for fitting ALIN, MPR SHADE AL 23W/33W, (25979)

