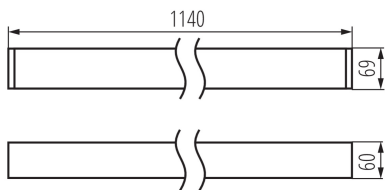


34052 AL-MM-NW-MPR-B-NT

Linear LED luminaire

5905339340528



GENERAL DATA:

Colour: black

Place of assembly: ceiling mounted

Place of application: Indoors

Minimum distance from the illuminated object : 0,5m

Compatible with a dimmer : no

Fixture lighting direction: down

Length [mm]: 1140

Width [mm]: 60

Height [mm]: 69

Integrated LED light source : yes

Version for connection in line [initial element] LF : 34543

Version for connection in line [central element] LM : 34687

Version for connection in line [final element] LL : 34831

Wersja do łączenia w linie [kształtka] LTX1 : 35042

Wersja do łączenia w linie [kształtka] LTX1C : 35066

Wersja do łączenia w linie [kształtka] LTX2C : 35090

Wersja do łączenia w linie [kształtka] LTX1E : 35204

Wersja do łączenia w linie [kształtka] L : 35024

Wersja do łączenia w linie [kształtka] T : 35021

Wersja do łączenia w linie [kształtka] X : 35018

TECHNICAL DATA:

Rated voltage [V]: 220-240 AC

Rated frequency [Hz]: 50

Maximum power [W]: 29

Class of protection against electric shock : I

Lampshade material: plastic

Diode type: LED SMD

Luminous flux [lm]: 3600

Colour temperature: white

Correlated colour temperature [K]: 4000

Colour consistency in McAdam ellipses : ≤3

Colour rendering index: 80

Service life [h]: 50000

Luminous-flux-retention factor at the end of rated service life :
L90B10

Number of on/off cycles : ≥30000

Lighting angle [°]: X75/Y90

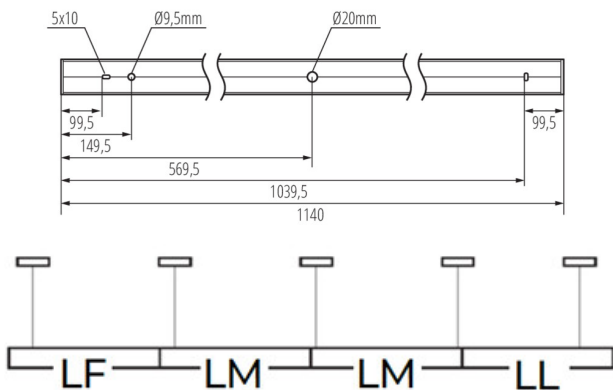
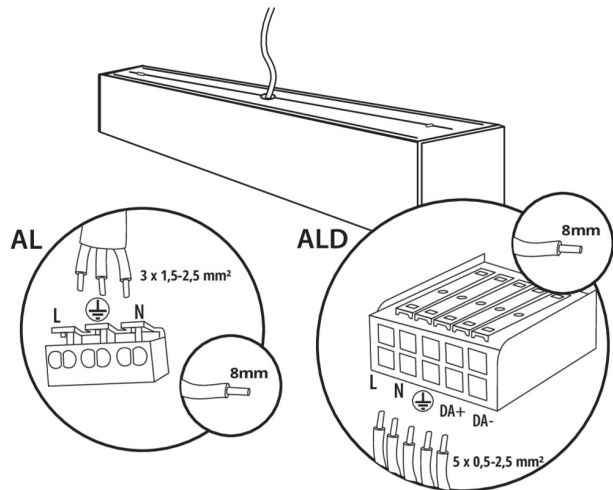
Luminous efficiency of the lamp [lm/W]: 124

Ambient temperature range to which the product can be exposed : 5÷25

Shade type: microprismatic

34052 AL-MM-NW-MPR-B-NT

Linear LED luminaire



Enclosure material: aluminum alloy
Connection type: Self-clamping block
Range of sections of wires used [mm²]: 1,5÷2,5
Lamp-heating time [s]: ≤1
Lamp-ignition time [s]: ≤0,5
IP class: 20

LOGISTIC DATA:

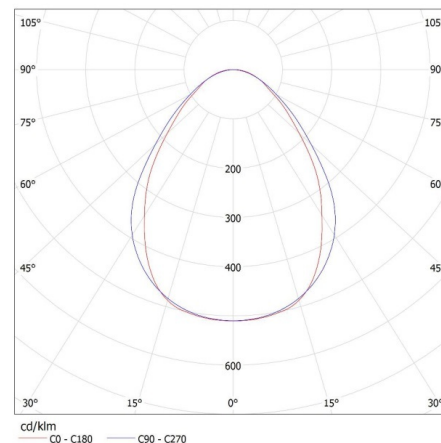
Unit of measurement: unit
Packaging method: 1
Number of units in the secondary packaging : 1
Number of units in the packaging : 1
Net unit weight [g] : 2050
Grammage [g] : 2400
Length of a unit pack [cm] : 136
Width of a unit pack [cm] : 11
Height of a unit pack [cm] : 7
Weight of a cardboard box [kg] : 2.4
Width of a cardboard box [cm] : 11
Height of a cardboard box [cm] : 7
Length of a cardboard box [cm] : 136
Volume of a cardboard box [m³] : 0.010472

ADDITIONAL INFORMATION:

- 5 years Warranty under the terms of the warranty statement, available on our website

KANLUX S.A. (kat 34052) AL-MM-NW-MPR-B-NT / LDC (Polar)

Luminaire: KANLUX S.A. (kat 34052) AL-MM-NW-MPR-B-NT
 Lamps: 1 x AL-MM-NW-MPR



Linear LED luminaire

ACCESSORIES

32540

ALIN CORD 1F-W

Power supply terminal for ALIN luminaires and tracks, 1-phase, white, 150 cm



32541

ALIN CORD 1F-B

Power supply terminal for ALIN luminaires and tracks, 1-phase, black, 150 cm



32542

ALIN CORD 1F-SR

Power supply terminal for ALIN luminaires and tracks, 1-phase, silver 150 cm



07871

ROPE-NT 150 SINGLE

ROPE-NT 150 SINGLE steel rope (single) for suspending fittings, 2 pcs. in a set



29557

ALIN NT GRIP

Wall bracket for the ALIN luminaire, 2 pcs included



25979

KLOSZ MPR AL 23W/33W

MPR shade for fitting ALIN, MPR SHADE AL 23W/33W, (25979)

