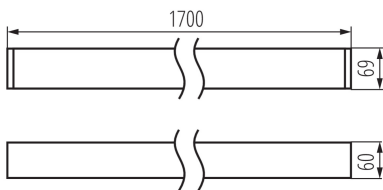
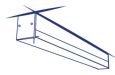


Linear LED luminaire

5905339340825



GENERAL DATA:

Colour: white

Place of assembly: ceiling mounted

Place of application: Indoors

Minimum distance from the illuminated object : 0,5m

Compatible with a dimmer : no

Fixture lighting direction: down

Length [mm]: 1700

Width [mm]: 60

Height [mm]: 69

Mercury content: no

Integrated LED light source : yes

TECHNICAL DATA:

Rated voltage [V]: 220-240 AC

Rated frequency [Hz]: 50

Maximum power [W]: 33

Class of protection against electric shock : I

Lampshade material: plastic

Diode type: LED SMD

Luminous flux [lm]: 4100

Colour temperature: Warm white

Correlated colour temperature [K]: 3000

Colour consistency in McAdam ellipses : ≤3

Colour rendering index: 80

Service life [h]: 50000

Luminous-flux-retention factor at the end of rated service life :
L90B10

Number of on/off cycles : ≥30000

Lighting angle [°]: X85/Y95

Luminous efficiency of the lamp [lm/W]: 124

Ambient temperature range to which the product can be exposed: 5÷25

Shade type: matt

Enclosure material: aluminum alloy

Connection type: Self-clamping block

Range of sections of wires used [mm²]: 1,5÷2,5

Lamp-heating time [s]: ≤1

Lamp-ignition time [s]: ≤0,5

IP class: 20

LOGISTIC DATA:

Unit of measurement: unit

Linear LED luminaire



Packaging method: 1

Number of units in the secondary packaging: 1

Number of units in the packaging: 1

Net unit weight [g]: 2920

Grammage [g]: 3370

Length of a unit pack [cm]: 182

Width of a unit pack [cm]: 11

Height of a unit pack [cm]: 7

Weight of a cardboard box [kg]: 3.37

Width of a cardboard box [cm]: 11

Height of a cardboard box [cm]: 7

Length of a cardboard box [cm]: 182

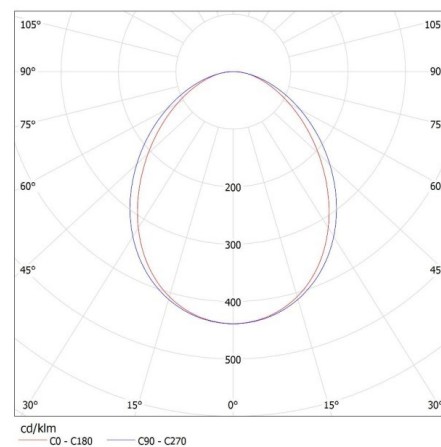
Volume of a cardboard box [m³]: 0.014014

ADDITIONAL INFORMATION:

- 5 years Warranty under the terms of the warranty statement, available on our website

KANLUX S.A. (kat 34082) AL-LL-WW-MAT-W-NT / LDC (Polar)

Luminaire: KANLUX S.A. (kat 34082) AL-LL-WW-MAT-W-NT
Lamps: 1 x AL-LL-WW-MAT



34082 AL-LL-WW-MAT-W-NT

Linear LED luminaire

ACCESSORIES

32540	ALIN CORD 1F-W	Power supply terminal for ALIN luminaires and tracks, 1-phase, white, 150 cm
		
32541	ALIN CORD 1F-B	Power supply terminal for ALIN luminaires and tracks, 1-phase, black, 150 cm
		
32542	ALIN CORD 1F-SR	Power supply terminal for ALIN luminaires and tracks, 1-phase, silver 150 cm
		
07871	ROPE-NT 150 SINGLE	ROPE-NT 150 SINGLE steel rope (single) for suspending fittings, 2 pcs. in a set
		
29557	ALIN NT GRIP	Wall bracket for the ALIN luminaire, 2 pcs included
		