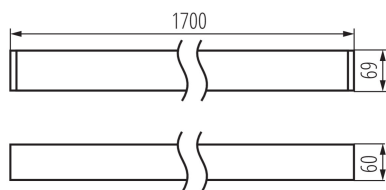
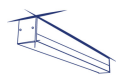


34106 AL-LL-WW-MAT-S-NT

Linear LED luminaire

5905339341068



GENERAL DATA:

Colour: silver
Place of assembly: ceiling mounted
Place of application: Indoors
Minimum distance from the illuminated object : 0,5m
Compatible with a dimmer : no
Fixture lighting direction: down
Length [mm]: 1700
Width [mm]: 60
Height [mm]: 69
Mercury content: no
Integrated LED light source : yes

TECHNICAL DATA:

Rated voltage [V]: 220-240 AC
Rated frequency [Hz]: 50
Maximum power [W]: 33
Class of protection against electric shock : I
Lampshade material: plastic
Diode type: LED SMD
Luminous flux [lm]: 4100
Colour temperature: Warm white
Correlated colour temperature [K]: 3000
Colour consistency in McAdam ellipses : ≤3
Colour rendering index: 80
Service life [h]: 50000
Luminous-flux-retention factor at the end of rated service life : L90B10
Number of on/off cycles : ≥30000
Lighting angle [°]: X85/Y95
Luminous efficiency of the lamp [lm/W]: 124
Ambient temperature range to which the product can be exposed: 5÷25
Shade type: matt
Enclosure material: aluminum alloy
Connection type: Self-clamping block
Range of sections of wires used [mm²]: 1,5÷2,5
Lamp-heating time [s]: ≤1
Lamp-ignition time [s]: ≤0,5
IP class: 20

LOGISTIC DATA:

Unit of measurement: unit

34106 AL-LL-WW-MAT-S-NT

Linear LED luminaire



Packaging method: 1

Number of units in the secondary packaging: 1

Number of units in the packaging: 1

Net unit weight [g]: 2920

Grammage [g]: 3370

Length of a unit pack [cm]: 182

Width of a unit pack [cm]: 11

Height of a unit pack [cm]: 7

Weight of a cardboard box [kg]: 3.37

Width of a cardboard box [cm]: 11

Height of a cardboard box [cm]: 7

Length of a cardboard box [cm]: 182

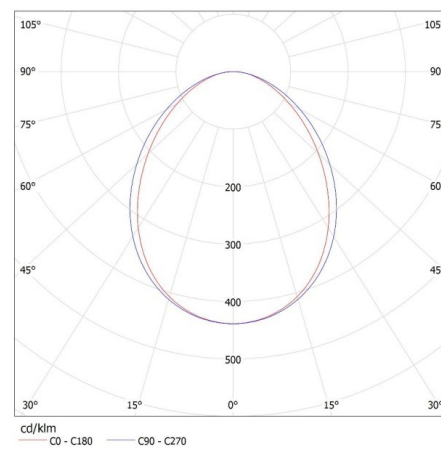
Volume of a cardboard box [m³]: 0.014014

ADDITIONAL INFORMATION:

- 5 years Warranty under the terms of the warranty statement, available on our website

KANLUX S.A. (kat 34106) AL-LL-WW-MAT-S-NT / LDC (Polar)

Luminaire: KANLUX S.A. (kat 34106) AL-LL-WW-MAT-S-NT
Lamps: 1 x AL-LL-WW-MAT



34106 AL-LL-WW-MAT-S-NT

Linear LED luminaire

ACCESSORIES

32540	ALIN CORD 1F-W	Power supply terminal for ALIN luminaires and tracks, 1-phase, white, 150 cm
		
32541	ALIN CORD 1F-B	Power supply terminal for ALIN luminaires and tracks, 1-phase, black, 150 cm
		
32542	ALIN CORD 1F-SR	Power supply terminal for ALIN luminaires and tracks, 1-phase, silver 150 cm
		
07871	ROPE-NT 150 SINGLE	ROPE-NT 150 SINGLE steel rope (single) for suspending fittings, 2 pcs. in a set
		
29557	ALIN NT GRIP	Wall bracket for the ALIN luminaire, 2 pcs included
		