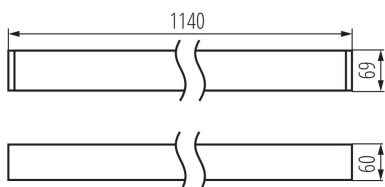


Linear LED luminaire

5905339342386



GENERAL DATA:

Colour: black

Place of assembly: ceiling mounted

Place of application: Indoors

Minimum distance from the illuminated object : 0,5m

Compatible with a dimmer: DALI

Fixture lighting direction: down

Length [mm]: 1140

Width [mm]: 60

Height [mm]: 69

Integrated LED light source : yes

Version for connection in line [initial element] LF : 34558

Version for connection in line [central element] LM : 34702

Version for connection in line [final element] LL : 34846

Wersja do łączenia w linie [kształtka] LTX1 : 35105

Wersja do łączenia w linie [kształtka] LTX1C : 35129

Wersja do łączenia w linie [kształtka] LTX2C : 35153

Wersja do łączenia w linie [kształtka] LTX1E : 35219

Wersja do łączenia w linie [kształtka] L : 35016

Wersja do łączenia w linie [kształtka] T : 35174

Wersja do łączenia w linie [kształtka] X : 35171

Explanation of markings and signs used : (NT) - do nadbudowania na suficie, (Z) - do zawieszenia na suficie

TECHNICAL DATA:

Rated voltage [V]: 220-240 AC

Rated frequency [Hz]: 50

Maximum power [W]: 25

Class of protection against electric shock : I

Lampshade material: plastic

Diode type: LED SMD

Luminous flux [lm]: 2980

Colour temperature: Warm white

Correlated colour temperature [K]: 3000

Colour consistency in McAdam ellipses : ≤3

Colour rendering index: 80

Service life [h]: 50000

Luminous-flux-retention factor at the end of rated service life :
L90B10

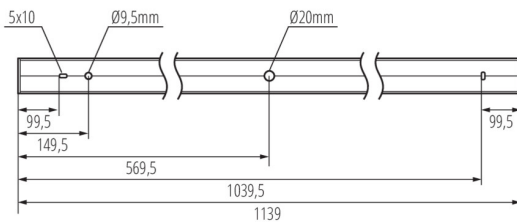
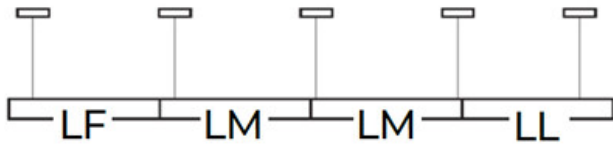
Number of on/off cycles: ≥30000

Lighting angle [°]: X85/Y95

Luminous efficiency of the lamp [lm/W]: 119

34238 ALD-ML-WW-MAT-B-NT

Linear LED luminaire



Ambient temperature range to which the product can be exposed: 5÷25

Shade type: matt

Enclosure material: aluminum alloy

Connection type: Self-clamping block

Range of sections of wires used [mm²]: 0,5÷2,5

Lamp-heating time [s]: ≤1

Lamp-ignition time [s]: ≤0,5

IP class: 20

LOGISTIC DATA:

Unit of measurement: unit

Packaging method: 1

Number of units in the secondary packaging: 1

Number of units in the packaging: 1

Net unit weight [g]: 2135

Grammage [g]: 2485

Length of a unit pack [cm]: 136

Width of a unit pack [cm]: 11

Height of a unit pack [cm]: 7

Weight of a cardboard box [kg]: 2.485

Width of a cardboard box [cm]: 11

Height of a cardboard box [cm]: 7

Length of a cardboard box [cm]: 136




Volume of a cardboard box [m³]: 0.010472

ADDITIONAL INFORMATION:

- 5 years Warranty under the terms of the warranty statement, available on our website

Linear LED luminaire

ACCESSORIES

32543	ALIN CORD DALI 1F-W	Power supply terminal for ALIN luminaires and tracks, 1-phase, DALI, white, 150 cm
		
32544	ALIN CORD DALI 1F-B	Power supply terminal for ALIN luminaires and tracks, 1-phase, DALI, black, 150 cm
		
32545	ALIN CORD DALI 1F-SR	Power supply terminal for ALIN luminaires and tracks, 1-phase, DALI, silver, 150 cm
		
07871	ROPE-NT 150 SINGLE	ROPE-NT 150 SINGLE steel rope (single) for suspending fittings, 2 pcs. in a set
		
29557	ALIN NT GRIP	Wall bracket for the ALIN luminaire, 2 pcs included
		
25979	KLOSZ MPR AL 23W/33W	MPR shade for fitting ALIN, MPR SHADE AL 23W/33W, (25979)
		