

## 34250 ALD-ML-WW-MAT-S-NT

Linear LED luminaire

5905339342508



### GENERAL DATA:

**Colour:** silver

**Place of assembly:** ceiling mounted

**Place of application:** Indoors

**Minimum distance from the illuminated object :** 0,5m

**Compatible with a dimmer:** DALI

**Fixture lighting direction:** down

**Length [mm]:** 1140

**Width [mm]:** 60

**Height [mm]:** 69

**Integrated LED light source :** yes

**Version for connection in line [initial element] LF :** 34559

**Version for connection in line [central element] LM :** 34703

**Version for connection in line [final element] LL :** 34847

**Wersja do łączenia w linie [kształtka] LTX1 :** 35106

**Wersja do łączenia w linie [kształtka] LTX1C :** 35130

**Wersja do łączenia w linie [kształtka] LTX2C :** 35154

**Wersja do łączenia w linie [kształtka] LTX1E :** 35220

**Wersja do łączenia w linie [kształtka] L :** 35017

**Wersja do łączenia w linie [kształtka] T :** 35175

**Wersja do łączenia w linie [kształtka] X :** 35172

**Explanation of markings and signs used :** (NT) - do nadbudowania na suficie, (Z) - do zawieszenia na suficie

### TECHNICAL DATA:

**Rated voltage [V]:** 220-240 AC

**Rated frequency [Hz]:** 50

**Maximum power [W]:** 25

**Class of protection against electric shock :** I

**Lampshade material:** plastic

**Diode type:** LED SMD

**Luminous flux [lm]:** 2980

**Colour temperature:** Warm white

**Correlated colour temperature [K]:** 3000

**Colour consistency in McAdam ellipses :** ≤3

**Colour rendering index:** 80

**Service life [h]:** 50000

**Luminous-flux-retention factor at the end of rated service life :**  
L90B10

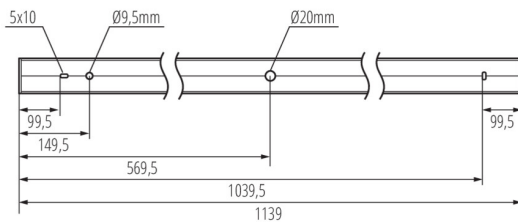
**Number of on/off cycles:** ≥30000

**Lighting angle [°]:** X85/Y95

**Luminous efficiency of the lamp [lm/W]:** 119

## 34250 ALD-ML-WW-MAT-S-NT

Linear LED luminaire



**Ambient temperature range to which the product can be exposed:** 5÷25

**Shade type:** matt

**Enclosure material:** aluminum alloy

**Connection type:** Self-clamping block

**Range of sections of wires used [mm²]:** 0,5÷2,5

**Lamp-heating time [s]:** ≤1

**Lamp-ignition time [s]:** ≤0,5

**IP class:** 20

### LOGISTIC DATA:

**Unit of measurement:** unit

**Packaging method:** 1

**Number of units in the secondary packaging:** 1

**Number of units in the packaging:** 1

**Net unit weight [g]:** 2135

**Grammage [g]:** 2485

**Length of a unit pack [cm]:** 136

**Width of a unit pack [cm]:** 11

**Height of a unit pack [cm]:** 7

**Weight of a cardboard box [kg]:** 2.485

**Width of a cardboard box [cm]:** 11

**Height of a cardboard box [cm]:** 7

**Length of a cardboard box [cm]:** 136




**Volume of a cardboard box [m³]:** 0.010472

### ADDITIONAL INFORMATION:

- 5 years Warranty under the terms of the warranty statement, available on our website

Linear LED luminaire

### ACCESSORIES

<b>32543</b>	ALIN CORD DALI 1F-W	Power supply terminal for ALIN luminaires and tracks, 1-phase, DALI, white, 150 cm
		
<b>32544</b>	ALIN CORD DALI 1F-B	Power supply terminal for ALIN luminaires and tracks, 1-phase, DALI, black, 150 cm
		
<b>32545</b>	ALIN CORD DALI 1F-SR	Power supply terminal for ALIN luminaires and tracks, 1-phase, DALI, silver, 150 cm
		
<b>07871</b>	ROPE-NT 150 SINGLE	ROPE-NT 150 SINGLE steel rope (single) for suspending fittings, 2 pcs. in a set
		
<b>29557</b>	ALIN NT GRIP	Wall bracket for the ALIN luminaire, 2 pcs included
		
<b>25979</b>	KLOSZ MPR AL 23W/33W	MPR shade for fitting ALIN, MPR SHADE AL 23W/33W, (25979)
		