

38033 PLAVE LED CCT

LED lighting fixture with fan

5905339380333



We present the modern Kanlux PLAVE ceiling lamp, which will not only illuminate your rooms, but will also adapt to your mood and needs. This versatile ceiling fixture allows you to adjust the color and intensity of light, so you can create the perfect atmosphere for any occasion. Additionally, the night lighting mode provides gentle lighting in the dark, perfect for a bedroom or corridor. What's more, Kanlux PLAVE has a built-in fan with five-stage airflow power regulation, ensuring air circulation in the room. Controlling all functions is extremely simple thanks to the included remote control, which allows convenient operation of the lamp. What's more, Kanlux PLAVE is friendly to your wallet, consuming a maximum of about 60W at full light intensity and maximum fan speed.

GENERAL DATA:

Colour: black/white

Place of assembly: ceiling mounted

Place of application: Indoors

Minimum distance from the illuminated object: 0,5m

Built-in brightness control: yes

Compatible with a dimmer: no

Control: remote control, infrared

Time switch: yes

Height [mm]: 150

Diameter [mm]: 485

Mercury content: no

Integrated LED light source: yes

Number of modules (LED light source): 4

TECHNICAL DATA:

Rated voltage [V]: 220-240 AC

Rated frequency [Hz]: 50

Maximum power [W]: max 48

Class of protection against electric shock: II

Lampshade material: plastic

Enclosure material: plastic

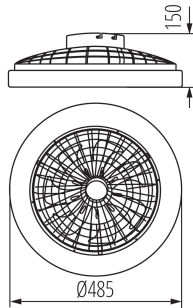
Diode type: LED SMD

Night Light function: max 2W / max 100lm / 2700K

Luminous flux of the light fitting [lm]: 1100 (WW) / 2100 (NW) / 1100 (CW)

38033 PLAVE LED CCT

LED lighting fixture with fan



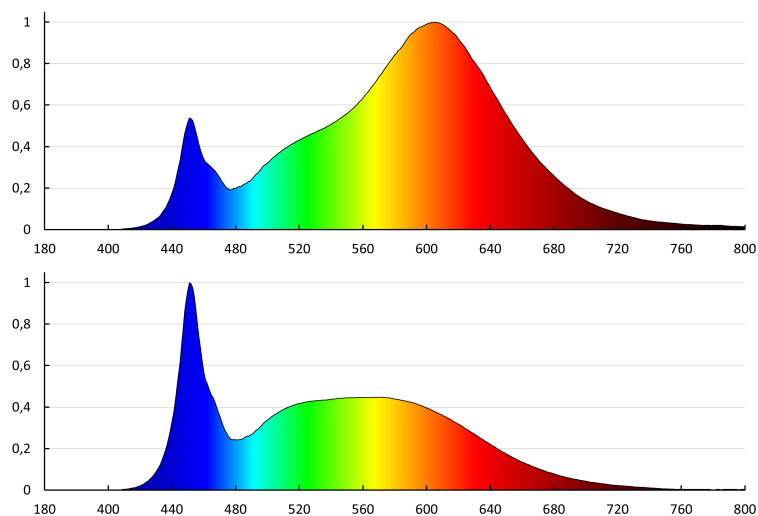
Useful luminous flux of the light source Φ_{use} [lm] : 810
Useful luminous flux of the light source Φ_{use} [lm] : in sphere (360°)
Colour temperature: Warm white, white, cold white
Correlated colour temperature [K] : 3000/4000/6500
Colour consistency in McAdam ellipses : 6
Colour rendering index : 80
Service life [h] : 25000
Number of on/off cycles : ≥ 20000
Lighting angle [°] : 150
Ambient temperature range to which the product can be exposed : 5÷25
Engine rotation : 980
Connection type : Bolt terminal block
Range of sections of wires used [mm²] : 1,5
Sound pressure [dB] : max 39
Air-flow volume rate [m³/h] : 33,6
Motor-power consumption [W] : max 15
IP class : 20

LOGISTIC DATA:

Unit of measurement : unit
Packaging method : 2
Number of units in the secondary packaging : 1
Number of units in the packaging : 2
Net unit weight [g] : 1648
Grammage [g] : 2475
Gross unit weight [g] : 2200
Length of a unit pack [cm] : 51
Width of a unit pack [cm] : 15
Height of a unit pack [cm] : 51
Weight of a cardboard box [kg] : 4.95
Width of a cardboard box [cm] : 31.5
Height of a cardboard box [cm] : 53
Length of a cardboard box [cm] : 52.5
Volume of a cardboard box [m³] : 0.087649

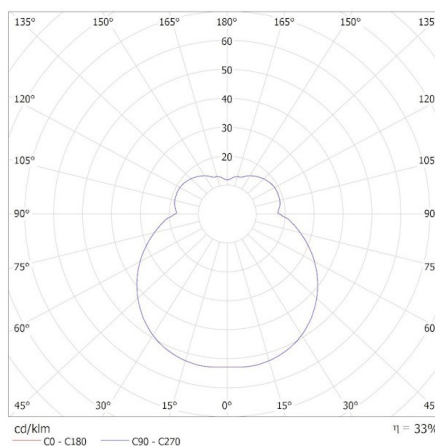
38033 PLAVE LED CCT

LED lighting fixture with fan



KANLUX S.A. (kat 38033) PLAVE LED CCT - ww / Krzywa rozsyłu światła (biegunowo)

Oprawa: KANLUX S.A. (kat 38033) PLAVE LED CCT - ww
Lampy: 1 x PLAVE LED CCT - ww



Date of issue: 25.03.2025, 13:10

We reserve the right to make technical changes. The data contained in this material are not legally binding.

Photometry: the results obtained from testing were from a specific sample.

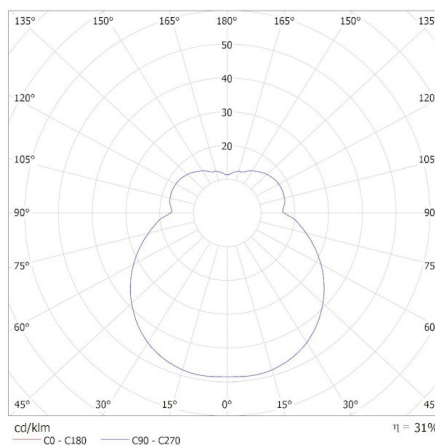
Kanlux S.A. ul. Objazdowa 1-3, 41-922 Radzionków, Poland kanlux@kanlux.com

38033 PLAVE LED CCT

LED lighting fixture with fan

KANLUX S.A. (kat 38033) PLAVE LED CCT - nw / Krzywa rozsyłu światła (biegunowo)

Oprawa: KANLUX S.A. (kat 38033) PLAVE LED CCT - nw
Lampy: 1 x PLAVE LED CCT - nw



KANLUX S.A. (kat 38033) PLAVE LED CCT - cw / Krzywa rozsyłu światła (biegunowo)

Oprawa: KANLUX S.A. (kat 38033) PLAVE LED CCT - cw
Lampy: 1 x PLAVE LED CCT - cw

