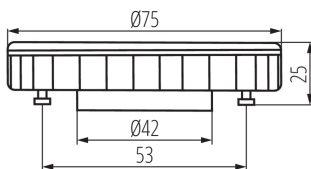


## 22424 ESG LED 9W GX53-CW

LED light source

5905339224248



Kanlux ESG LED is characterised by aesthetic design and durable construction. The matte shade guarantees an even and wide light distribution. White housing made of aluminium ensures proper heat dissipation and high performance SMD LEDs ensure durability for 20.000 h.

### TYPE OF LIGHT SOURCE:

**Lighting technology used:** LED

**Non-directional or directional light source:** DLS

**Mains or non-mains light source:** MLS

**Connected light source (CLS):** no

**Colour-tuneable light source:** no

**High luminance light source:** no

**Anti-glare shield:** no

**Dimmable:** no

### PRODUCT PARAMETERS:

**Colour:** white

**Compatible with a dimmer:** no

**Width [mm]:** 75

**Height [mm]:** 25

**Depth [mm]:** 75

**Diameter [mm]:** 75

**Mercury content:** no

**Rated voltage [V]:** 220-240 AC

**Rated frequency [Hz]:** 50

**Lamp rated current [mA]:** 71

**Rated power [W]:** 9

**Total rated luminous flux [lm]:** 750

**Rated beam angle [°]:** 110

**Material:** aluminum alloy, plastic

**Diode type:** LED SMD

**Colour temperature:** cold white

**Cap:** GX53

**Rated lamp-service life [h]:** 20000

**Number of on/off cycles:** ≥15000

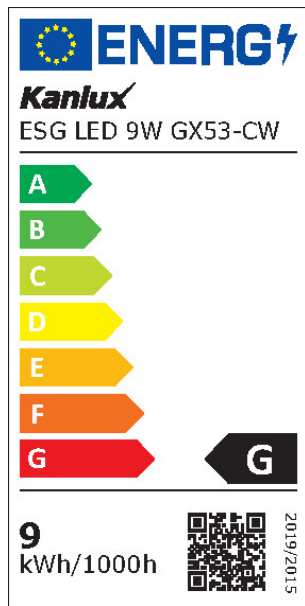
### PARAMETERS FOR DIRECTIONAL LIGHT SOURCES:

**Peak luminous intensity [cd]:** 270

**Beam angle [°]:** 110

## 22424 ESG LED 9W GX53-CW

LED light source



### PARAMETERS FOR LED AND OLED LIGHT SOURCES:

**Energy consumption in on-mode of the light source (kWh/1000h):** 9  
**Energy efficiency class:** G  
**Useful luminous flux of the light source  $\Phi_{use}$  [lm]:** 600  
**Useful luminous flux of the light source  $\Phi_{use}$  [lm]:** in wide cone (120°)  
**Correlated colour temperature [K]:** 6000  
**Colour consistency in McAdam ellipses:**  $\leq 6$   
**On-mode power of the light source  $P_{on}$  [W]:** 9  
**Height of the light source [mm]:** 25  
**Width of the light source [mm]:** 75  
**Depth of the light source [mm]:** 75  
**Colour rendering index:** 80  
**Chromaticity coordinates (x):** 0.315  
**Chromaticity coordinates (y):** 0.340  
**R9 colour rendering index value:** 5  
**Survival factor:**  $\geq 0.9$   
**The lumen maintenance factor:** 0.95

### PARAMETERS FOR LED AND OLED MAINS LIGHT SOURCES:

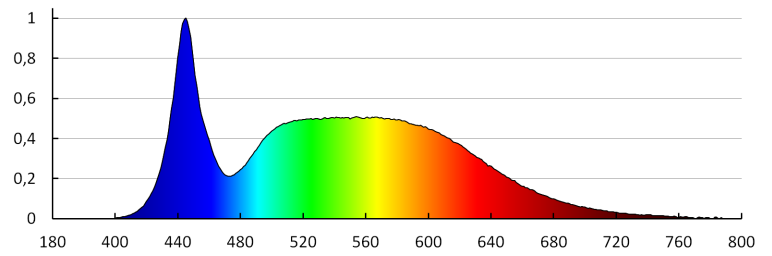
**Displacement factor ( $\cos \phi 1$ ):** 0.5  
**LED light source replaces a fluorescent light source without integrated ballast of a particular wattage:** Not applicable  
**Flicker metric (Pst LM):**  $\leq 1,0$   
**Stroboscopic effect metric (SVM):**  $\leq 0,4$

### LOGISTIC DATA:

**Packaging method:** 100  
**Number of units in the secondary packaging:** 1  
**Number of units in the packaging:** 100  
**Net unit weight [g]:** 70  
**Grammage [g]:** 81.6  
**Length of a unit pack [cm]:** 7.5  
**Width of a unit pack [cm]:** 7.5  
**Height of a unit pack [cm]:** 3  
**Weight of a cardboard box [kg]:** 8.16  
**Width of a cardboard box [cm]:** 17  
**Height of a cardboard box [cm]:** 32.5  
**Length of a cardboard box [cm]:** 41  
**Volume of a cardboard box [m<sup>3</sup>]:** 0.022653

## 22424 ESG LED 9W GX53-CW

LED light source



KANLUX S.A. (kat 22424) ESG LED 9W GX53-CW / LDC (Polar)

Luminaire: KANLUX S.A. (kat 22424) ESG LED 9W GX53-CW  
Lamps: 1 x ESG LED 9W GX53-CW

