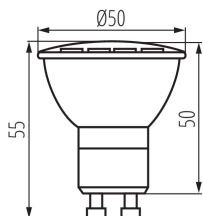


23414 TEDI MAXX LED GU10-NW

LED light source

5905339234148



The Kanlux TEDI MAXX is power enclosed in a small body. Efficient LED's and ceramic casing are just two of the advantages of this light source. The stabilised power supply minimises the flicker effect, which could cause eye fatigue. In addition, The Kanlux TEDI MAXX has a light output of 100lm per 1 Watt, and the matte glass used ensures uniform light distribution

TYPE OF LIGHT SOURCE:


Lighting technology used: LED
Non-directional or directional light source: NDLS
Mains or non-mains light source: MLS
Connected light source (CLS): no
Colour-tuneable light source: no
High luminance light source: no
Anti-glare shield: no
Dimmable: no

PRODUCT PARAMETERS:

Colour: white
Compatible with a dimmer: no
Width [mm]: 50
Height [mm]: 55
Depth [mm]: 50
Diameter [mm]: 50
Mercury content: no
Rated voltage [V]: 220-240 AC
Rated frequency [Hz]: 50
Lamp rated current [mA]: 74
Rated power [W]: 9
Total rated luminous flux [lm]: 900
Rated beam angle [°]: 120
Material: ceramics
Lampshade material: plastic
Light source: PAR16
Diode type: LED SMD
Colour temperature: white
Cap: GU10
Rated lamp-service life [h]: 20000
Number of on/off cycles: ≥15000
Light source shape: spot

23414 TEDI MAXX LED GU10-NW

LED light source



PARAMETERS FOR DIRECTIONAL LIGHT SOURCES:

Beam angle [°]: 120

PARAMETERS FOR LED AND OLED LIGHT SOURCES:

Energy consumption in on-mode of the light source (kWh/1000h): 9

Energy efficiency class: F

Useful luminous flux of the light source Φ_{use} [lm]: 900

Useful luminous flux of the light source Φ_{use} [lm]: in sphere (360°)

Correlated colour temperature [K]: 4000

Colour consistency in McAdam ellipses: ≤ 6

On-mode power of the light source P_{on} [W]: 9

Height of the light source [mm]: 55

Width of the light source [mm]: 50

Depth of the light source [mm]: 50

Colour rendering index: 80

Chromaticity coordinates (x): 0.38

Chromaticity coordinates (y): 0.38

Claim of equivalent power [W]: 65

R9 colour rendering index value: 11

Survival factor: ≥ 0.9

The lumen maintenance factor: 0.95

PARAMETERS FOR LED AND OLED MAINS LIGHT SOURCES:

Displacement factor ($\cos \phi_1$): 0.5

LED light source replaces a fluorescent light source without integrated ballast of a particular wattage: Not applicable

Flicker metric (Pst LM): $\leq 1,0$

Stroboscopic effect metric (SVM): $\leq 0,4$

LOGISTIC DATA:

Packaging method: 10

Number of units in the secondary packaging: 10

Number of units in the packaging: 100

Net unit weight [g]: 56

Grammage [g]: 68.7

Length of a unit pack [cm]: 5

Width of a unit pack [cm]: 5

Height of a unit pack [cm]: 6.5

Weight of a cardboard box [kg]: 6.87

Width of a cardboard box [cm]: 27.5

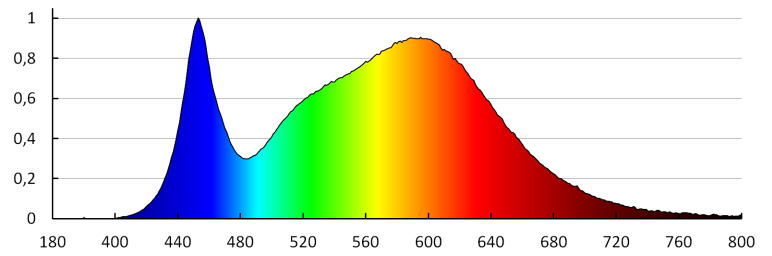
Height of a cardboard box [cm]: 16

Length of a cardboard box [cm]: 52

Volume of a cardboard box [m³]: 0.02288

23414 TEDI MAXX LED GU10-NW

LED light source



KANLUX S.A. (kat 23414) TEDI MAXX LED GU10-NW / LDC (Polar)

Luminaire: KANLUX S.A. (kat 23414) TEDI MAXX LED GU10-NW
Lamps: 1 x TEDI MAXX LED GU10-NW

