

24640 TYBIA LED 38W-NW

Ceiling-mounted LED light fitting

5905339246400



Kanlux TYBIA LED is a general lighting luminaire using SMD diodes. When mounted in corridors, staircases, social or utility rooms, TYBIA LED allows for significant savings related to both reduced energy consumption and the long-term maintenance-free operation.

PRODUCT PARAMETERS:

Rated voltage [V]: 220-240 AC

Rated frequency [Hz]: 50

Maximum power [W]: 38

Luminous flux of the light fitting [lm]: 3800

Luminous efficiency of the lamp [lm/W]: 100

Lighting angle [°]: 110

Correlated colour temperature [K]: 4000

Colour consistency in McAdam ellipses : ≤6

Colour temperature: white

Colour rendering index: 80

Service life [h]: 30000

Luminous-flux-retention factor at the end of rated service life :
L70B50

Number of on/off cycles : ≥20000

Diode type: LED SMD

Colour: grey

Place of assembly: ceiling mounted

Place of application: Indoors

Minimum distance from the illuminated object : 0,5m

Compatible with a dimmer : no

Length [mm]: 410

Width [mm]: 410

Height [mm]: 61

Integrated LED light source : yes

Class of protection against electric shock : I

Lampshade material: PMMA

Enclosure material: aluminum alloy

Ambient temperature range to which the product can be exposed : 5÷25

Connection type: Self-clamping block

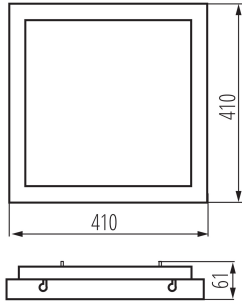
Range of sections of wires used [mm²]: 1-2,5

IP class: 20



24640 TYBIA LED 38W-NW

Ceiling-mounted LED light fitting



Additional information: Possibility of replacing the LED light source only by qualified personnel (only by the manufacturer service)

Additional information: Possibility of replacing the control equipment only by qualified personnel (only by the manufacturer service)

Additional information: Containing product (CP)

Mercury content: no

PARAMETERS FOR LED AND OLED LIGHT SOURCES:

LED module: PL224-2835-13C12B-A&B

On-mode power of the light source P_{on} [W]: 33

Energy consumption in on-mode of the light source (kWh/1000h): 33

Energy efficiency class of the light source in the contains product (CP): D

Useful luminous flux of the light source Φ_{use} [lm]: 5700

Useful luminous flux of the light source Φ_{use} [lm]: in sphere (360°)

Height of the light source [mm]: 303

Width of the light source [mm]: 292

Depth of the light source [mm]: 3

Chromaticity coordinates (x): 0,38

Chromaticity coordinates (y): 0,38

R9 colour rendering index value: 15

Survival factor: 0,9

The lumen maintenance factor: 0,96

Lighting technology used: LED

Non-directional or directional light source: NDLS

Mains or non-mains light source: NMLS

Connected light source (CLS): no

Colour-tuneable light source: no

High luminance light source: no

Anti-glare shield: no

Dimmable: no

PARAMETERS FOR LED AND OLED MAINS LIGHT SOURCES:

LED light source replaces a fluorescent light source without integrated ballast of a particular wattage: Not applicable

24640 TYBIA LED 38W-NW

Ceiling-mounted LED light fitting

LOGISTIC DATA:

Unit of measurement: unit

Packaging method: 6

Number of units in the secondary packaging : 1

Number of units in the packaging: 6

Net unit weight [g]: 2160

Grammage [g]: 2480

Gross unit weight [g]: 2348

Length of a unit pack [cm]: 42

Width of a unit pack [cm]: 42

Height of a unit pack [cm]: 7.5

Weight of a cardboard box [kg]: 14.88

Width of a cardboard box [cm]: 43

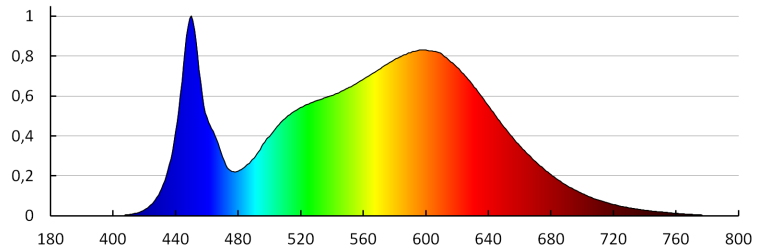
Height of a cardboard box [cm]: 44

Length of a cardboard box [cm]: 48

Volume of a cardboard box [m³]: 0.090816

ADDITIONAL INFORMATION:

- 5 years Warranty under the terms of the warranty statement, available on our website

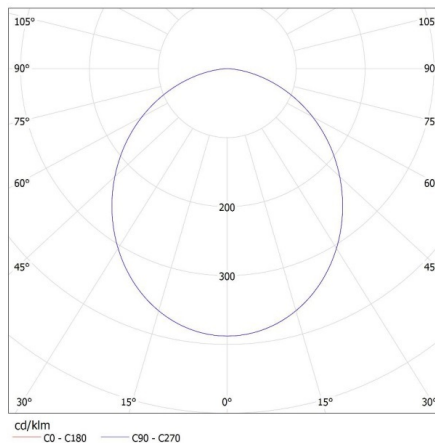


24640 TYBIA LED 38W-NW

Ceiling-mounted LED light fitting

KANLUX S.A. (kat 24640) TYBIA LED 38W-NW / LDC (Polar)

Luminaire: KANLUX S.A. (kat 24640) TYBIA LED 38W-NW
Lamps: 1 x TYBIA LED 38W-NW



ACCESSORIES

07871



ROPE-NT 150 SINGLE

ROPE-NT 150
SINGLE steel rope
(single) for
suspending fittings,
2 pcs. in a set