

26383 TIBERI CCT 23-29W-W

Oprawa typu downlight bez zasilacza w komplecie

5905339263827



Kanlux TIBERI CCT are reliable flush-mounted luminaires ideal for suspended ceilings, perfect for lighting communication routes, offices and commercial spaces. They are characterized by a durability of 50,000 hours and a luminous efficacy of up to 120 lm/W. Thanks to the high color rendering index (CRI > 90), the light faithfully reproduces colors, and the ability to choose the color temperature (3000K, 3500K, 4000K) allows you to match the lighting to the character of the interior. The luminaires also offer power regulation (Power Switch) in the range of: 15–21 W or 23–29 W. Increased tightness (IP44/20) provides protection against dust, dirt and water splashes, making the luminaires suitable for demanding environments. The lack of a power supply in the set allows you to choose the on-off model (500 mA, 700 mA) or DALI (max. 700 mA). Kanlux TIBERI CCT are available in white and black, and a 5-year warranty confirms their quality and reliability. This is a modern solution that combines functionality with aesthetics.

TYPE OF LIGHT SOURCE:

Lighting technology used: LED

Non-directional or directional light source : NDLS

Mains or non-mains light source : NMLS

Connected light source (CLS): no

Colour-tuneable light source: no

High luminance light source: no

Anti-glare shield: no

Dimmable: no

PRODUCT PARAMETERS:

Colour: white

Place of assembly: Recessed mount in the ceiling, Recessed mount in the wall

Place of application: Indoors

Minimum distance from the illuminated object : 0,5m

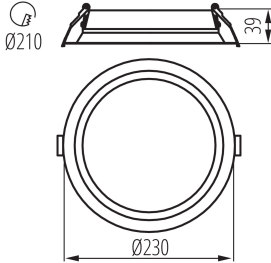
Compatible with a dimmer : no

The product is not suitable to be covered with a heat-insulating material: yes

A proper LED power supply available in the offer [index] is required for proper operation. : 26385, 26386

26383 TIBERI CCT 23-29W-W

Oprawa typu downlight bez zasilacza w komplecie



Height [mm]: 39

Diameter [mm]: 230

Assembly hole [mm]: Ø210

Integrated LED light source: yes

Power-supply current [mA]: 700

Maximum power [W]: max 29,4

Class of protection against electric shock: III

Lampshade material: plastic

Enclosure material: aluminum alloy

Diode type: LED SMD

LED module: SL-DD-168-11B1-11B12CX2-2404-20

Luminous flux [lm]: 2970(WW) /3260(WN) /3160(NW)

Colour temperature: Warm white, white

Cap (Light source): solder pads

Service life [h]: 50000

Number of on/off cycles: ≥50000

Lighting angle [°]: 90

Ambient temperature range to which the product can be exposed: 5÷25

Connection type: Cable terminated with a plug

Range of sections of wires used [mm²]: 0,5-2,5

Supply-cord type: direct current

Power-supply type: direct current

IP class: 44/20

Kształt: round

Additional information: Possibility of replacing the LED light source only by qualified personnel (only by the manufacturer service)

Additional information: The control panel or control equipment can be replaced by the end user

Additional information: Containing product (CP)

Mercury content in the lamp [mg]: 0

PARAMETERS FOR LED AND OLED LIGHT SOURCES:

Energy consumption in on-mode of the light source

(kWh/1000h): 27

Energy efficiency class: D

Energy efficiency class of the light source in the contains product (CP): D


Number of modules (LED light source): 1

Useful luminous flux of the light source Φ_{use} [lm]: 4000

26383 TIBERI CCT 23-29W-W

Oprawa typu downlight bez zasilacza w komplecie


TIBERI CCT 15-21W



mA	350	400	450	500

mA	K	W	lm
350	3000	15	1570
350	3500	14.5	1700
350	4000	15	1670
400	3000	17	1740
400	3500	16.5	1900
400	4000	17	1700
450	3000	19	1940
450	3500	18.5	2130
450	4000	19	2060
500	3000	21	2090
500	3500	19	2310
500	4000	21	2220

TIBERI CCT 23-29W



mA	550	600	650	700

mA	K	W	lm
550	3000	22	2400
550	3500	21	2590
550	4000	22	2550
600	3000	24	2580
600	3500	23	2610
600	4000	24	2750
650	3000	27	2800
650	3500	25	3060
650	4000	27	2980
700	3000	29	2970
700	3500	27	3260
700	4000	29	3160

Useful luminous flux of the light source Φ_{use} [lm] : in sphere (360°)

Correlated colour temperature [K] : 3000/3500/4000

Colour consistency in McAdam ellipses : 6

On-mode power of the light source P_{on} [W] : 26,6

Height of the light source [mm] : 168

Width of the light source [mm] : 168

Depth of the light source [mm] : 1

Colour rendering index : 90

Chromaticity coordinates (x) : 0.44

Chromaticity coordinates (y) : 0,403

Claim of equivalent power [W] : 227

R9 colour rendering index value : 46

Survival factor : 0,9

The lumen maintenance factor : 0,96

LOGISTIC DATA:

Unit of measurement: unit

Packaging method: 10

Number of units in the secondary packaging : 1

Number of units in the packaging: 10

Net unit weight [g] : 392

Grammage [g] : 573

Gross unit weight [g] : 518

Length of a unit pack [cm] : 24

Width of a unit pack [cm] : 25

Height of a unit pack [cm] : 6

Weight of a cardboard box [kg] : 5.73

Width of a cardboard box [cm] : 26.5

Height of a cardboard box [cm] : 32

Length of a cardboard box [cm] : 50

Volume of a cardboard box [m³] : 0.0424

ADDITIONAL INFORMATION:

- 5 years Warranty under the terms of the warranty statement, available on our website
- No power supply included.
- The correct LED power supply available in the KANLUX range is required for proper operation

Oprawa typu downlight bez zasilacza w komplecie

