

28010 BRAVO S 40W6060NW W

Recessed-mounted LED panel

5905339280107



Kanlux BRAVO S/SU panels are specially selected components for even greater satisfaction with their use. Aluminium framework, specially selected LED diodes, reflector and diffuser distracting light are just some of the assets of Kanlux BRAVO LED S/SU panels. High luminous efficacy (100lm/W) is another asset of these panels. Kanlux BRAVO LED panels do not have any power supply included.

PRODUCT PARAMETERS:

Power-supply current [mA]: 1050

Driver [index]: 28026

Maximum power [W]: 40

Luminous flux of the light fitting [lm]: 4000

Luminous efficiency of the lamp [lm/W]: 100

Luminous efficiency [lm/W]: 100

Lighting angle [°]: 110

Cap (Light source): solder pads

Correlated colour temperature [K]: 4000

Colour consistency in McAdam ellipses: 6

Colour temperature: white

Colour rendering index: 80

Service life [h]: 25000

Number of on/off cycles: ≥ 15000

Diode type: LED SMD

Colour: white

Place of assembly: Recessed mount in the ceiling

Place of application: Indoors

Minimum distance from the illuminated object: 0,5m

The product is not suitable to be covered with a heat-insulating material: yes

Feeder included: no

Length [mm]: 595

Width [mm]: 595

Height [mm]: 11

Integrated LED light source: yes

Class of protection against electric shock: III

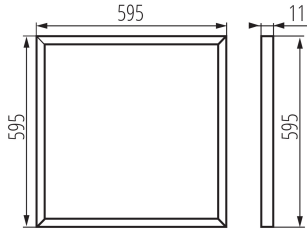
Lampshade material: plastic

Enclosure material: steel

Panel/frame material: aluminum alloy

28010 BRAVO S 40W6060NW W

Recessed-mounted LED panel



Ambient temperature range to which the product can be exposed: 5÷25

Connection type: przewód zakończony wtyczką - DC

Wire type: H03VVH2-F

Wire length [m]: 0.05

Wire diameter [mm²]: 0,5

Supply-cord type: direct current

Power-supply type: direct current

IP class: 20

Kształt: square

LED light source replaceability: Possibility of replacing the LED light source only by qualified personnel (only by the manufacturer service)

Control gear replaceability: The control panel or control equipment can be replaced by the end user

Product category according to 2019/2020/EU: Containing product (CP)

PARAMETERS FOR LED AND OLED LIGHT SOURCES:

LED module: XS022-4014-6C17B-560X4.5X1-S2.25-X2.25

On-mode power of the light source P_{on} [W]: 18,3

Energy consumption in on-mode of the light source (kWh/1000h): 19

Energy efficiency class of the light source in the contains product (CP): D

Number of modules (LED light source): 2

Useful luminous flux of the light source Φ_{use} [lm]: 2800

Useful luminous flux of the light source Φ_{use} [lm]: in sphere (360°)

Standby power (P_{sb}): 0

Height of the light source [mm]: 560

Width of the light source [mm]: 5

Depth of the light source [mm]: 1

Chromaticity coordinates (x): 0,38

Chromaticity coordinates (y): 0,38

Claim of equivalent power [W]: 167

R9 colour rendering index value: 0

Survival factor: 0,9

The lumen maintenance factor: 0,96

Lighting technology used: LED

Non-directional or directional light source: NDLS

Mains or non-mains light source: NMLS

28010 BRAVO S 40W6060NW W

Recessed-mounted LED panel

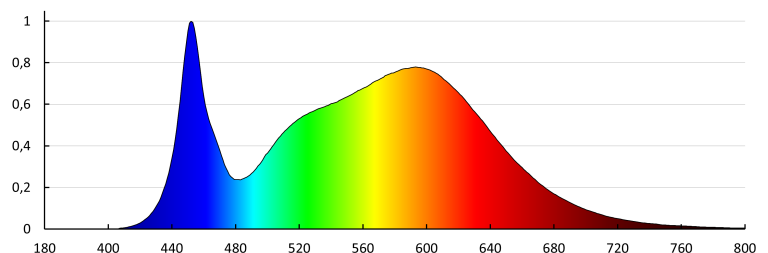
Connected light source (CLS): no
Colour-tuneable light source: no
High luminance light source: no
Anti-glare shield: no
Dimmable: no

LOGISTIC DATA:

Unit of measurement: unit
Packaging method: 6
Number of units in the secondary packaging: 1
Number of units in the packaging: 6
Net unit weight [g]: 2360
Grammage [g]: 2793.33
Length of a unit pack [cm]: 62
Width of a unit pack [cm]: 2.5
Height of a unit pack [cm]: 62
Weight of a cardboard box [kg]: 16.75998
Width of a cardboard box [cm]: 13
Height of a cardboard box [cm]: 64
Length of a cardboard box [cm]: 64
Volume of a cardboard box [m³]: 0.053248

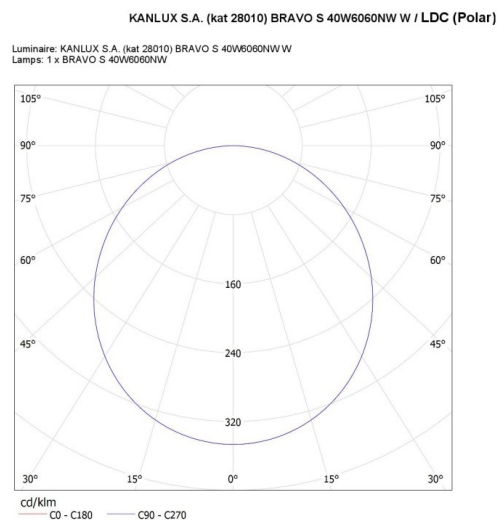
ADDITIONAL INFORMATION:

- 5 years Warranty under the terms of the warranty statement, available on our website
- The correct LED power supply available in the KANLUX range is required for proper operation
- LED panel without power supply included



28010 BRAVO S 40W6060NW W





Recessed-mounted LED panel



28010 BRAVO S 40W6060NW W

Recessed-mounted LED panel

ACCESSORIES

28502	CLIPS BRAVO S/P 60-62	Mounting support, used for building in BRAVO 6060/6262 fittings in a plasterboard suspended ceiling, 4 pcs. in a set (28502)
		
28503	CLIPS BRAVO S/P 12030	Mounting support, used for building in BRAVO 12030 fittings in a plasterboard suspended ceiling, 6 pcs. in a set (28503)
		
28501	BRAVO S/P GRIP 12030	NT mounting holder 6 pcs. in a set (28501)
		
28026	BRAVO DRIVER 40W	LED power supply unit dedicated to BRAVO S / SU panels with power of 40W (28026)
		
25591	PSR 100	Safety rope (25591)
