


28945 KATRO V2LED 24W-NW-W

Downlight fitting

5905339289452



Kanlux KATRO V2LED is a new version of KATRO N LED luminaires, popular square downlights for indoor use. They combine aesthetic design with light obtained owing to LED technology. No water or dust can get to the inside owing to the high class of tightness (IP44).

TYPE OF LIGHT SOURCE:

Lighting technology used: LED

Non-directional or directional light source: NDLS

Mains or non-mains light source: MLS

Connected light source (CLS): no

Colour-tuneable light source: no

Envelope: none

High luminance light source: no

Anti-glare shield: no

Dimmable: no

PRODUCT PARAMETERS:

Colour: white

Place of assembly: Recessed mount in the ceiling

Place of application: Indoors

Minimum distance from the illuminated object: 0,5m

Compatible with a dimmer: no

The product is not suitable to be covered with a heat-insulating material: yes

Length [mm]: 300

Width [mm]: 300

Height [mm]: 20

Assembly hole [mm]: 280x280

Integrated LED light source: yes

Rated voltage [V]: 220-240 AC

Rated frequency [Hz]: 50

Maximum power [W]: 24

Class of protection against electric shock: II

Lampshade material: plastic

Diode type: LED SMD

Luminous flux [lm]: 1680

Colour temperature: white

Service life [h]: 15000

Number of on/off cycles: ≥ 20000

Lighting angle [°]: 110

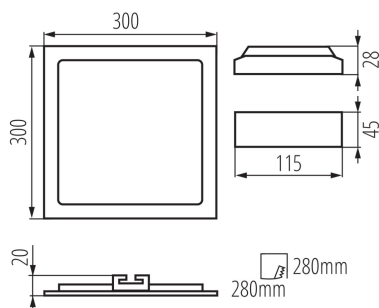
Ambient temperature range to which the product can be exposed: 5÷25

Enclosure material: aluminum alloy

Reflector material: 0.75

28945 KATRO V2LED 24W-NW-W

Downlight fitting



Connection type: Free cable ends

Wire length [m]: 0.05

Wire diameter [mm²]: 0.75

Lamp-heating time [s]: ≤1

Lamp-ignition time [s]: ≤0,5

IP class: 44/20

PARAMETERS FOR DIRECTIONAL LIGHT SOURCES:

Beam angle [°]: 110

PARAMETERS FOR LED AND OLED LIGHT SOURCES:

Energy efficiency class: E

Useful luminous flux of the light source Φ_{use} [lm]: in sphere (360°)

Correlated colour temperature [K]: 4000

Colour consistency in McAdam ellipses: ≤6

Colour rendering index: 80

PARAMETERS FOR LED AND OLED MAINS LIGHT SOURCES:

LED light source replaces a fluorescent light source without integrated ballast of a particular wattage: Not applicable

LOGISTIC DATA:

Packaging method: 10

Number of units in the secondary packaging: 1

Number of units in the packaging: 10

Net unit weight [g]: 760

Grammage [g]: 964

Length of a unit pack [cm]: 30

Width of a unit pack [cm]: 3

Height of a unit pack [cm]: 34

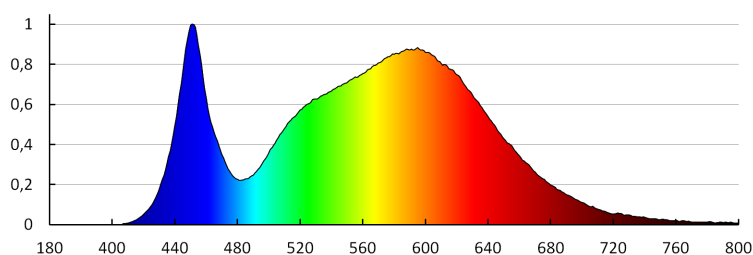
Weight of a cardboard box [kg]: 9.64

Width of a cardboard box [cm]: 33

Height of a cardboard box [cm]: 37

Length of a cardboard box [cm]: 33.5

Volume of a cardboard box [m³]: 0.040904



28945 KATRO V2LED 24W-NW-W

Downlight fitting

KANLUX S.A. (kat 28945) KATRO V2LED24W-NW-W / LDC (Polar)

Luminaire: KANLUX S.A. (kat 28945) KATRO V2LED24W-NW-W
Lamps: 1 x KATRO V2LED24W-NW-W

