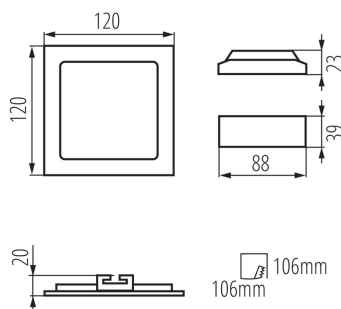



## 28946 KATRO V2LED 6W-NW-W

Downlight fitting

5905339289469



Kanlux KATRO V2LED is a new version of KATRO N LED luminaires, popular square downlights for indoor use. They combine aesthetic design with light obtained owing to LED technology. No water or dust can get to the inside owing to the high class of tightness (IP44).

### TYPE OF LIGHT SOURCE:

**Lighting technology used:** LED

**Non-directional or directional light source:** NDLS

**Mains or non-mains light source:** MLS

**Connected light source (CLS):** no

**Colour-tuneable light source:** no

**Envelope:** none

**High luminance light source:** no

**Anti-glare shield:** no

**Dimmable:** no

### PRODUCT PARAMETERS:

**Colour:** white

**Place of assembly:** Recessed mount in the ceiling

**Place of application:** Indoors

**Minimum distance from the illuminated object:** 0,5m

**Compatible with a dimmer:** no

**The product is not suitable to be covered with a heat-insulating material:** yes

**Length [mm]:** 120

**Width [mm]:** 120

**Height [mm]:** 20

**Assembly hole [mm]:** 106x106

**Integrated LED light source:** yes

**Rated voltage [V]:** 220-240 AC

**Rated frequency [Hz]:** 50

**Maximum power [W]:** 6

**Class of protection against electric shock:** II

**Lampshade material:** plastic

**Diode type:** LED SMD

**Luminous flux [lm]:** 330

**Colour temperature:** white

**Service life [h]:** 15000

**Number of on/off cycles:**  $\geq 20000$

**Lighting angle [°]:** 110

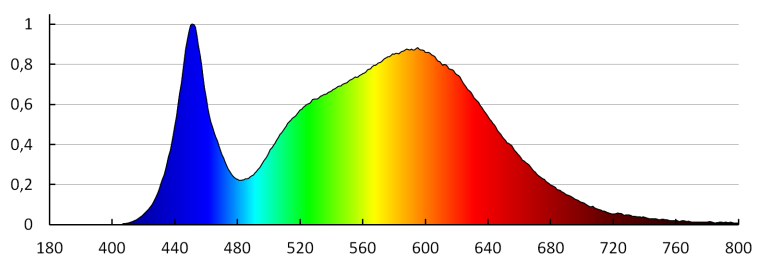
**Ambient temperature range to which the product can be exposed:** 5÷25

**Enclosure material:** aluminum alloy

**Reflector material:** 0.75

**28946 KATRO V2LED 6W-NW-W**

Downlight fitting

**Connection type:** Free cable ends**Wire length [m]:** 0.05**Wire diameter [mm<sup>2</sup>]:** 0.75**Lamp-heating time [s]:** ≤1**Lamp-ignition time [s]:** ≤0,5**IP class:** 44/20**PARAMETERS FOR DIRECTIONAL LIGHT SOURCES:****Beam angle [°]:** 110**PARAMETERS FOR LED AND OLED LIGHT SOURCES:****Energy efficiency class:** E**Useful luminous flux of the light source  $\Phi_{\text{use}}$  [lm]:** in sphere (360°)**Correlated colour temperature [K]:** 4000**Colour consistency in McAdam ellipses:** ≤6**Colour rendering index:** 80**PARAMETERS FOR LED AND OLED MAINS LIGHT SOURCES:****LED light source replaces a fluorescent light source without integrated ballast of a particular wattage:** Not applicable**LOGISTIC DATA:****Packaging method:** 40**Number of units in the secondary packaging:** 1**Number of units in the packaging:** 40**Net unit weight [g]:** 160**Grammage [g]:** 226**Length of a unit pack [cm]:** 13**Width of a unit pack [cm]:** 3**Height of a unit pack [cm]:** 19**Weight of a cardboard box [kg]:** 9.04**Width of a cardboard box [cm]:** 33.5**Height of a cardboard box [cm]:** 28**Length of a cardboard box [cm]:** 40**Volume of a cardboard box [m<sup>3</sup>]:** 0.03752

## 28946 KATRO V2LED 6W-NW-W

Downlight fitting



KANLUX S.A. (kat 28946) KATRO V2LED6W-NW-W / LDC (Polar)

Luminaire: KANLUX S.A. (kat 28946) KATRO V2LED6W-NW-W  
Lamps: 1 x KATRO V2LED6W-NW-W

