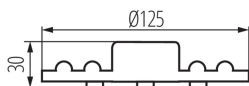


## 29301 MODv2 LED 12W-NW

LED light source

5905339293015



Kanlux MOD LED is a professional series of LED modules designed for modification of lamps which used the old type of light bulbs. The module can be installed easily. Kanlux MOD LED are high-quality SMD LEDs, distinguished by energy efficiency and long lifetime.

### TYPE OF LIGHT SOURCE:

**Lighting technology used:** LED

**Non-directional or directional light source:** NDLS

**Mains or non-mains light source:** MLS

**Connected light source (CLS):** no

**Colour-tuneable light source:** no

**High luminance light source:** no

**Anti-glare shield:** no

**Dimmable:** no

### PRODUCT PARAMETERS:

**Compatible with a dimmer:** no

**Width [mm]:** 125

**Height [mm]:** 30

**Depth [mm]:** 125

**Diameter [mm]:** 125

**Mercury content:** no

**Rated voltage [V]:** 220-240 AC

**Rated frequency [Hz]:** 50

**Rated power [W]:** 12

**Total rated luminous flux [lm]:** 1200

**Rated beam angle [°]:** 170

**Lampshade material:** plastic

**Light source:** Non-standard

**Diode type:** LED SMD

**Colour temperature:** white

**Rated lamp-service life [h]:** 18000

**Number of on/off cycles:** ≥15000

### PARAMETERS FOR LED AND OLED LIGHT SOURCES:

**Energy consumption in on-mode of the light source (kWh/1000h):** 12

**Energy efficiency class:** F

**Useful luminous flux of the light source  $\Phi_{use}$  [lm]:** 1200

**Useful luminous flux of the light source  $\Phi_{use}$  [lm]:** in sphere (360°)


**Correlated colour temperature [K]:** 4000

**Colour consistency in McAdam ellipses:** ≤6

**On-mode power of the light source  $P_{on}$  [W]:** 12

## 29301 MODv2 LED 12W-NW

LED light source



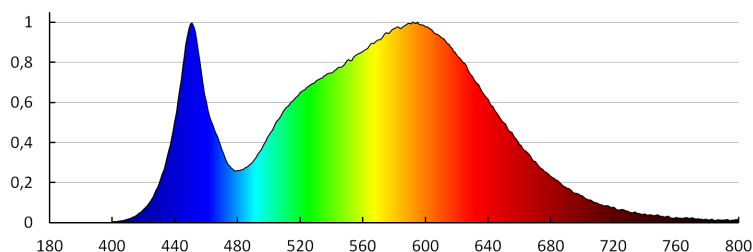
**Height of the light source [mm]:** 30  
**Width of the light source [mm]:** 125  
**Depth of the light source [mm]:** 125  
**Colour rendering index:** 80  
**Chromaticity coordinates (x):** 0.38  
**Chromaticity coordinates (y):** 0.38  
**Claim of equivalent power [W]:** 82  
**R9 colour rendering index value:** 1  
**Survival factor:**  $\geq 0.9$   
**The lumen maintenance factor:** 0.94

### PARAMETERS FOR LED AND OLED MAINS LIGHT SOURCES:

**Displacement factor ( $\cos \phi 1$ ):** 0.5  
**LED light source replaces a fluorescent light source without integrated ballast of a particular wattage:** Not applicable  
**Flicker metric (Pst LM):**  $\leq 1,0$   
**Stroboscopic effect metric (SVM):**  $\leq 0,4$

### LOGISTIC DATA:

**Packaging method:** 50  
**Number of units in the secondary packaging:** 1  
**Number of units in the packaging:** 50  
**Net unit weight [g]:** 82  
**Grammage [g]:** 128  
**Length of a unit pack [cm]:** 13  
**Width of a unit pack [cm]:** 3  
**Height of a unit pack [cm]:** 13  
**Weight of a cardboard box [kg]:** 6.4  
**Width of a cardboard box [cm]:** 33  
**Height of a cardboard box [cm]:** 15.5  
**Length of a cardboard box [cm]:** 67  
**Volume of a cardboard box [m<sup>3</sup>]:** 0.034271



## 29301 MODv2 LED 12W-NW

LED light source

