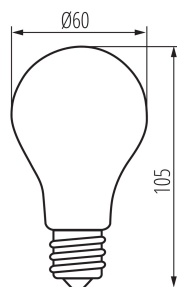


29606 XLED A60 10W-NW

LED light source

5905339296061

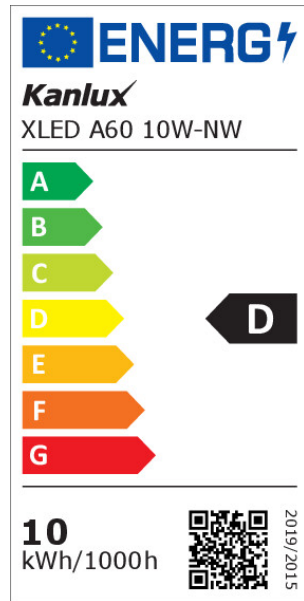


Kanlux XLED combines the best features of traditional bulbs and modern LED light sources. Therefore, we talk about it as the first real LED bulb. A glass bulb in the shape of a traditional bulb and LED diodes placed in such a way so that light can part in all directions, and the angle of light comes to even 320 degrees!

TYPE OF LIGHT SOURCE:**Lighting technology used:** LED**Non-directional or directional light source :** NDLS**Mains or non-mains light source :** MLS**Connected light source (CLS):** no**Colour-tuneable light source:** no**High luminance light source:** no**Anti-glare shield:** no**Dimmable:** no**PRODUCT PARAMETERS:****Colour:** transparent**Compatible with a dimmer:** no**Width [mm]:** 60**Height [mm]:** 105**Depth [mm]:** 60**Diameter [mm]:** 60**Rated voltage [V]:** 220-240 AC**Rated frequency [Hz]:** 50**Lamp rated current [mA]:** 80**Rated power [W]:** 10**Total rated luminous flux [lm]:** 1520**Rated beam angle [°]:** 320**Lampshade material:** glass**Light source:** A60**Diode type:** LED FILAMENT**Colour temperature:** white**Cap (Light source):** E27**Rated lamp-service life [h]:** 10000**Number of on/off cycles:** ≥15000**Light source shape:** standard**Additional information:** Light source (LS)**Mercury content:** no**Luminous efficiency of the lamp [lm/W]:** 152

29606 XLED A60 10W-NW

LED light source



PARAMETERS FOR LED AND OLED LIGHT SOURCES:

Energy consumption in on-mode of the light source

(kWh/1000h): 10

Energy efficiency class: D

Useful luminous flux of the light source Φ_{use} [lm]: 1520

Useful luminous flux of the light source Φ_{use} [lm]: in sphere (360°)

Correlated colour temperature [K]: 4000

Colour consistency in McAdam ellipses: ≤ 6

On-mode power of the light source P_{on} [W]: 10

Height of the light source [mm]: 105

Width of the light source [mm]: 60

Depth of the light source [mm]: 60

Colour rendering index: 80

Chromaticity coordinates (x): 0.38

Chromaticity coordinates (y): 0.38

Claim of equivalent power [W]: 99

R9 colour rendering index value: 12

Survival factor: ≥ 0.9

The lumen maintenance factor: 0.90

PARAMETERS FOR LED AND OLED MAINS LIGHT SOURCES:

Displacement factor ($\cos \phi_1$): 0.5

LED light source replaces a fluorescent light source without integrated ballast of a particular wattage: Not applicable

Flicker metric (P_{st} LM): 1,0

Stroboscopic effect metric (SVM): 0.4

LOGISTIC DATA:

Unit of measurement: unit

Packaging method: 10

Number of units in the secondary packaging: 10

Number of units in the packaging: 100

Net unit weight [g]: 34

Grammage [g]: 66

Gross unit weight [g]: 55

Length of a unit pack [cm]: 6.5

Width of a unit pack [cm]: 6.5

Height of a unit pack [cm]: 12

Weight of a cardboard box [kg]: 6.6

Width of a cardboard box [cm]: 35.5

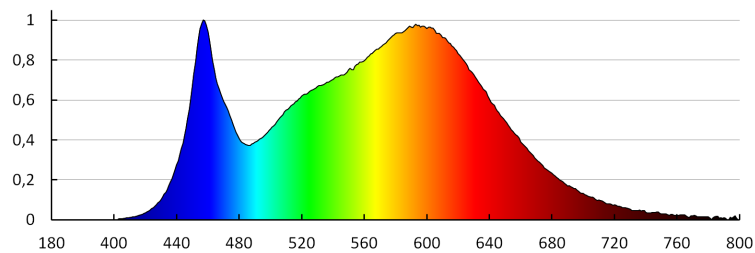
Height of a cardboard box [cm]: 26.5

Length of a cardboard box [cm]: 69

Volume of a cardboard box [m³]: 0.064912

29606 XLED A60 10W-NW

LED light source



KANLUX S.A. (kat 29606) XLED A60 10W-NW / Krzywa rozsyłu światła (biegunowo)

Oprawa: KANLUX S.A. (kat 29606) XLED A60 10W-NW
Lampy: 1 x XLED A60 10W-NW

