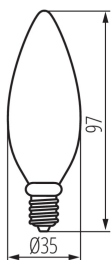


29620 XLED C35E14 4,5W-WW-M

LED light source

5905339296207




Kanlux XLED combines the best features of traditional bulbs and modern LED light sources. Therefore, we talk about it as the first real LED bulb. A mat bulb in the shape of a traditional “candle” and LED diodes placed in such a way so that light can part in all directions, and the angle of light comes to even 320 degrees!

TYPE OF LIGHT SOURCE:**Lighting technology used:** LED**Non-directional or directional light source :** NDLS**Mains or non-mains light source :** MLS**Connected light source (CLS):** no**Colour-tuneable light source:** no**High luminance light source:** no**Anti-glare shield:** no**Dimmable:** no**PRODUCT PARAMETERS:****Colour:** white**Compatible with a dimmer:** no**Width [mm]:** 35**Height [mm]:** 97**Depth [mm]:** 35**Diameter [mm]:** 35**Rated voltage [V]:** 220-240 AC**Rated frequency [Hz]:** 50**Lamp rated current [mA] :** 36**Rated power [W]:** 4.5**Total rated luminous flux [lm] :** 470**Rated beam angle [°]:** 320**Lampshade material:** glass**Light source:** C35**Diode type:** LED FILAMENT**Colour temperature:** Warm white**Cap:** E14**Rated lamp-service life [h] :** 15000**Number of on/off cycles:** ≥15000**Light source shape :** świeczka**Additional information:** Light source (LS)**Mercury content:** no

29620 XLED C35E14 4,5W-WW-M

LED light source



PARAMETERS FOR LED AND OLED LIGHT SOURCES:

Energy consumption in on-mode of the light source

(kWh/1000h): 5

Energy efficiency class: F

Useful luminous flux of the light source Φ_{use} [lm]: 470

Useful luminous flux of the light source Φ_{use} [lm]: in sphere (360°)

Correlated colour temperature [K]: 2700

Colour consistency in McAdam ellipses: ≤ 6

On-mode power of the light source P_{on} [W]: 4.5

Height of the light source [mm]: 97

Width of the light source [mm]: 35

Depth of the light source [mm]: 35

Colour rendering index: 80

Chromaticity coordinates (x): 0.458

Chromaticity coordinates (y): 0.41

Claim of equivalent power [W]: 40

R9 colour rendering index value: 11

Survival factor: ≥ 0.9

The lumen maintenance factor: 0.93

PARAMETERS FOR LED AND OLED MAINS LIGHT SOURCES:

Displacement factor ($\cos \phi_1$): 0.5

LED light source replaces a fluorescent light source without integrated ballast of a particular wattage: Not applicable

Flicker metric (P_{st} LM): $\leq 1,0$

Stroboscopic effect metric (SVM): $\leq 0,4$

LOGISTIC DATA:

Unit of measurement: unit

Packaging method: 10

Number of units in the secondary packaging: 10

Number of units in the packaging: 100

Net unit weight [g]: 16

Grammage [g]: 32

Length of a unit pack [cm]: 4

Width of a unit pack [cm]: 4

Height of a unit pack [cm]: 11

Weight of a cardboard box [kg]: 3.2

Width of a cardboard box [cm]: 22

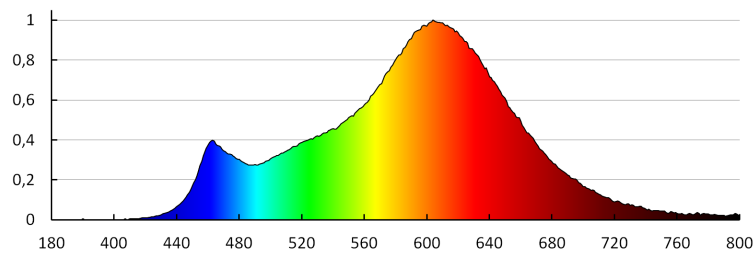
Height of a cardboard box [cm]: 25

Length of a cardboard box [cm]: 42

Volume of a cardboard box [m³]: 0.0231

29620 XLED C35E14 4,5W-WW-M

LED light source



KANLUX S.A. (kat 29620) XLED C35E14 4.5W-WW-M / LDC (Polar)

Luminaire: KANLUX S.A. (kat 29620) XLED C35E14 4.5W-WW-M
Lamps: 1 x XLED C35E14 4.5W-WW-M

