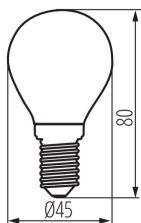


29628 XLED G45 E14 6W-WW-M

LED light source

5905339296283



Kanlux XLED combines the best features of traditional bulbs and modern LED light sources. Therefore, we talk about it as the first real LED bulb. A mat bulb in the shape of a traditional “ball” and LED diodes placed in such a way so that light can part in all directions. You choose from sources with E27 and E14 light bulb bases.

TYPE OF LIGHT SOURCE:

Lighting technology used: LED

Non-directional or directional light source: NDLS

Mains or non-mains light source: MLS

Connected light source (CLS): no

Colour-tuneable light source: no

High luminance light source: no

Anti-glare shield: no

Dimmable: no

PRODUCT PARAMETERS:

Colour: white

Compatible with a dimmer: no

Width [mm]: 45

Height [mm]: 80

Depth [mm]: 45

Diameter [mm]: 45

Mercury content: no

Rated voltage [V]: 220-240 AC

Rated frequency [Hz]: 50

Lamp rated current [mA]: 48

Rated power [W]: 6

Total rated luminous flux [lm]: 810

Rated beam angle [°]: 320

Lampshade material: glass

Light source: G45

Diode type: LED FILAMENT

Colour temperature: Warm white

Cap: E14

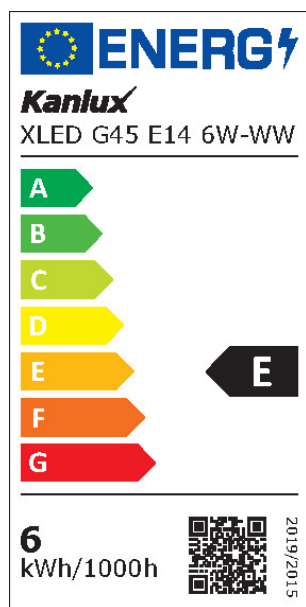
Rated lamp-service life [h]: 10000

Number of on/off cycles: ≥15000

Light source shape: kulka

29628 XLED G45 E14 6W-WW-M

LED light source



PARAMETERS FOR LED AND OLED LIGHT SOURCES:

Energy consumption in on-mode of the light source (kWh/1000h): 6
Energy efficiency class: E
Useful luminous flux of the light source Φ_{use} [lm]: 810
Useful luminous flux of the light source Φ_{use} [lm]: in sphere (360°)
Correlated colour temperature [K]: 2700
Colour consistency in McAdam ellipses: ≤ 6
On-mode power of the light source P_{on} [W]: 6
Height of the light source [mm]: 80
Width of the light source [mm]: 45
Depth of the light source [mm]: 45
Colour rendering index: 80
Chromaticity coordinates (x): 0.458
Chromaticity coordinates (y): 0.41
Claim of equivalent power [W]: 60
R9 colour rendering index value: 7
Survival factor: ≥ 0.9
The lumen maintenance factor: 0.90

PARAMETERS FOR LED AND OLED MAINS LIGHT SOURCES:

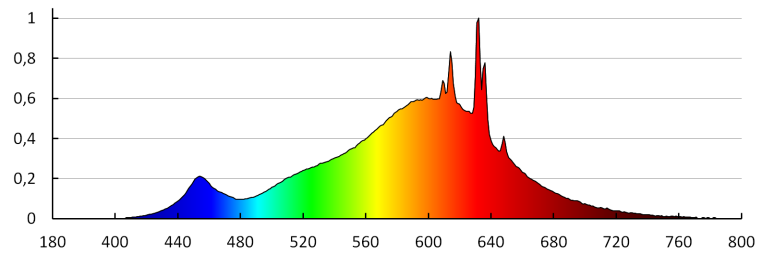
Displacement factor ($\cos \phi_1$): 0.5
LED light source replaces a fluorescent light source without integrated ballast of a particular wattage: Not applicable
Flicker metric (Pst LM): $\leq 1,0$
Stroboscopic effect metric (SVM): $\leq 0,4$

LOGISTIC DATA:

Packaging method: 10
Number of units in the secondary packaging: 10
Number of units in the packaging: 100
Net unit weight [g]: 16
Grammage [g]: 38
Length of a unit pack [cm]: 5
Width of a unit pack [cm]: 5
Height of a unit pack [cm]: 9.5
Weight of a cardboard box [kg]: 3.8
Width of a cardboard box [cm]: 28
Height of a cardboard box [cm]: 22
Length of a cardboard box [cm]: 53
Volume of a cardboard box [m³]: 0.032648

29628 XLED G45 E14 6W-WW-M

LED light source



KANLUX S.A. (kat 29628) XLED G45E14 6W-WW-M / LDC (Polar)

Luminaire: KANLUX S.A. (kat 29628) XLED G45E14 6W-WW-M
Lamps: 1 x XLED G45E14 6W-WW-M

