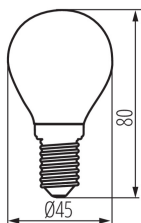


## 29629 XLED G45 E14 6W-NW-M

LED light source

5905339296290



Kanlux XLED combines the best features of traditional bulbs and modern LED light sources. Therefore, we talk about it as the first real LED bulb. A mat bulb in the shape of a traditional “ball” and LED diodes placed in such a way so that light can part in all directions. You choose from sources with E27 and E14 light bulb bases.

### TYPE OF LIGHT SOURCE:

**Lighting technology used:** LED

**Non-directional or directional light source:** NDLS

**Mains or non-mains light source:** MLS

**Connected light source (CLS):** no

**Colour-tuneable light source:** no

**High luminance light source:** no

**Anti-glare shield:** no

**Dimmable:** no

### PRODUCT PARAMETERS:

**Colour:** white

**Compatible with a dimmer:** no

**Width [mm]:** 45

**Height [mm]:** 80

**Depth [mm]:** 45

**Diameter [mm]:** 45

**Mercury content:** no

**Rated voltage [V]:** 220-240 AC

**Rated frequency [Hz]:** 50

**Lamp rated current [mA]:** 48

**Rated power [W]:** 6

**Total rated luminous flux [lm]:** 810

**Rated beam angle [°]:** 320

**Lampshade material:** glass

**Light source:** G45

**Diode type:** LED FILAMENT

**Colour temperature:** white

**Cap:** E14

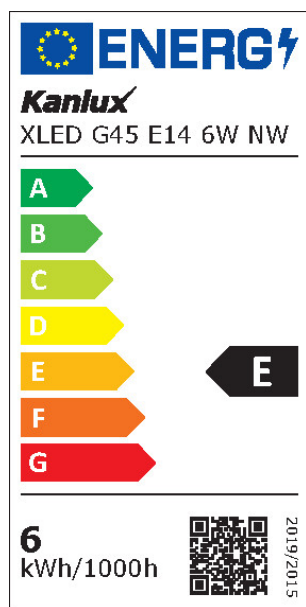
**Rated lamp-service life [h]:** 10000

**Number of on/off cycles:** ≥15000

**Light source shape:** kulka

## 29629 XLED G45 E14 6W-NW-M

LED light source



### PARAMETERS FOR LED AND OLED LIGHT SOURCES:

**Energy consumption in on-mode of the light source (kWh/1000h):** 6  
**Energy efficiency class:** E  
**Useful luminous flux of the light source  $\Phi_{use}$  [lm]:** 810  
**Useful luminous flux of the light source  $\Phi_{use}$  [lm]:** in sphere (360°)  
**Correlated colour temperature [K]:** 4000  
**Colour consistency in McAdam ellipses:**  $\leq 6$   
**On-mode power of the light source  $P_{on}$  [W]:** 6  
**Height of the light source [mm]:** 80  
**Width of the light source [mm]:** 45  
**Depth of the light source [mm]:** 45  
**Colour rendering index:** 80  
**Chromaticity coordinates (x):** 0.38  
**Chromaticity coordinates (y):** 0.38  
**Claim of equivalent power [W]:** 60  
**R9 colour rendering index value:** 1  
**Survival factor:**  $\geq 0.9$   
**The lumen maintenance factor:** 0.90

### PARAMETERS FOR LED AND OLED MAINS LIGHT SOURCES:

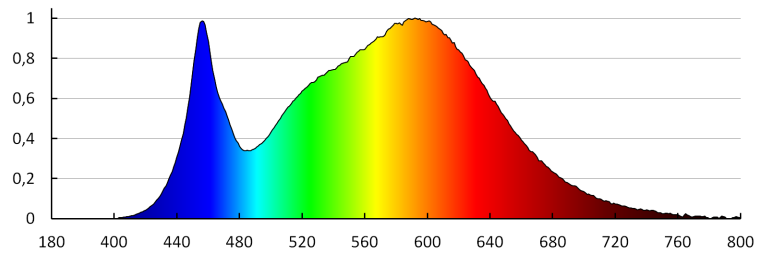
**Displacement factor ( $\cos \phi_1$ ):** 0.5  
**LED light source replaces a fluorescent light source without integrated ballast of a particular wattage:** Not applicable  
**Flicker metric (Pst LM):**  $\leq 1,0$   
**Stroboscopic effect metric (SVM):**  $\leq 0,4$

### LOGISTIC DATA:

**Packaging method:** 10  
**Number of units in the secondary packaging:** 10  
**Number of units in the packaging:** 100  
**Net unit weight [g]:** 16  
**Grammage [g]:** 38  
**Length of a unit pack [cm]:** 5  
**Width of a unit pack [cm]:** 5  
**Height of a unit pack [cm]:** 9.5  
**Weight of a cardboard box [kg]:** 3.8  
**Width of a cardboard box [cm]:** 28  
**Height of a cardboard box [cm]:** 22  
**Length of a cardboard box [cm]:** 53  
**Volume of a cardboard box [m<sup>3</sup>]:** 0.032648

## 29629 XLED G45 E14 6W-NW-M

LED light source



KANLUX S.A. (kat 29629) XLED G45E14 6W-NW-M / LDC (Polar)

Luminaire: KANLUX S.A. (kat 29629) XLED G45E14 6W-NW-M  
Lamps: 1 x XLED G45E14 6W-NW-M

