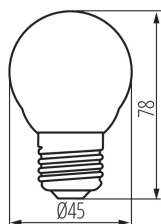


## 29631 XLED G45E27 4,5W-NW-M

LED light source

5905339296313



Kanlux XLED combines the best features of traditional bulbs and modern LED light sources. Therefore, we talk about it as the first real LED bulb. A mat bulb in the shape of a traditional “ball” and LED diodes placed in such a way so that light can part in all directions. You choose from sources with E27 and E14 light bulb bases.

### TYPE OF LIGHT SOURCE:

**Lighting technology used:** LED

**Non-directional or directional light source:** NDLS

**Mains or non-mains light source:** MLS

**Connected light source (CLS):** no

**Colour-tuneable light source:** no

**High luminance light source:** no

**Anti-glare shield:** no

**Dimmable:** no

### PRODUCT PARAMETERS:

**Colour:** white

**Compatible with a dimmer:** no

**Width [mm]:** 45

**Height [mm]:** 78

**Depth [mm]:** 45

**Diameter [mm]:** 45

**Mercury content:** no

**Rated voltage [V]:** 220-240 AC

**Rated frequency [Hz]:** 50

**Lamp rated current [mA]:** 37

**Rated power [W]:** 4.5

**Total rated luminous flux [lm]:** 470

**Rated beam angle [°]:** 320

**Lampshade material:** glass

**Light source:** G45

**Diode type:** LED FILAMENT

**Colour temperature:** white

**Cap:** E27


**Rated lamp-service life [h]:** 15000

**Number of on/off cycles:** ≥15000

**Light source shape:** kulka

## 29631 XLED G45E27 4,5W-NW-M

LED light source



### PARAMETERS FOR LED AND OLED LIGHT SOURCES:

Energy consumption in on-mode of the light source (kWh/1000h): 5  
Energy efficiency class: F  
Useful luminous flux of the light source  $\Phi_{use}$  [lm]: 470  
Useful luminous flux of the light source  $\Phi_{use}$  [lm]: in sphere (360°)  
Correlated colour temperature [K]: 4000  
Colour consistency in McAdam ellipses:  $\leq 6$   
On-mode power of the light source  $P_{on}$  [W]: 4.5  
Height of the light source [mm]: 78  
Width of the light source [mm]: 45  
Depth of the light source [mm]: 45  
Colour rendering index: 80  
Chromaticity coordinates (x): 0.38  
Chromaticity coordinates (y): 0.38  
Claim of equivalent power [W]: 40  
R9 colour rendering index value: 20  
Survival factor:  $\geq 0.9$   
The lumen maintenance factor: 0.93

### PARAMETERS FOR LED AND OLED MAINS LIGHT SOURCES:

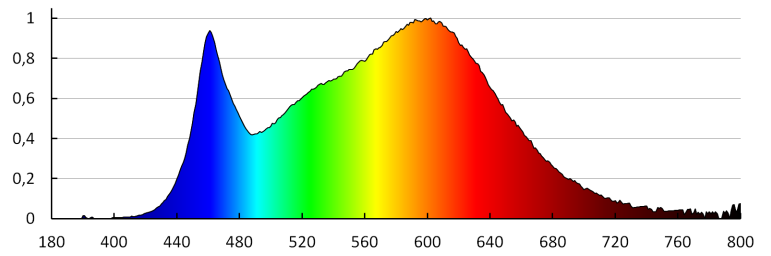
Displacement factor ( $\cos \phi_1$ ): 0.5  
LED light source replaces a fluorescent light source without integrated ballast of a particular wattage: Not applicable  
Flicker metric (Pst LM):  $\leq 1,0$   
Stroboscopic effect metric (SVM):  $\leq 0,4$

### LOGISTIC DATA:

Packaging method: 10  
Number of units in the secondary packaging: 10  
Number of units in the packaging: 100  
Net unit weight [g]: 18  
Grammage [g]: 39  
Length of a unit pack [cm]: 5  
Width of a unit pack [cm]: 5  
Height of a unit pack [cm]: 9.5  
Weight of a cardboard box [kg]: 3.9  
Width of a cardboard box [cm]: 28  
Height of a cardboard box [cm]: 22  
Length of a cardboard box [cm]: 53  
Volume of a cardboard box [m<sup>3</sup>]: 0.032648

## 29631 XLED G45E27 4,5W-NW-M

LED light source



KANLUX S.A. (kat 29631) XLED G45E27 4.5W-NW-M / LDC (Polar)

Luminaire: KANLUX S.A. (kat 29631) XLED G45E27 4.5W-NW-M  
Lamps: 1 x XLED G45E27 4.5W-NW-M

