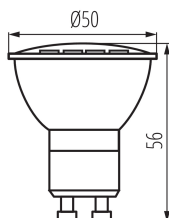


## 31235 GU10 6W-CW LED

LED light source

8595665312350



### TYPE OF LIGHT SOURCE:

Lighting technology used: LED  
 Non-directional or directional light source : DLS  
 Mains or non-mains light source : MLS  
 Connected light source (CLS): no  
 Colour-tuneable light source: no  
 High luminance light source: no  
 Anti-glare shield: no  
 Dimmable: no

### PRODUCT PARAMETERS:

Colour: white  
 Compatible with a dimmer: no  
 Height [mm]: 56  
 Depth [mm]: 50  
 Diameter [mm]: 50  
 Rated voltage [V]: 220-240 AC  
 Rated frequency [Hz]: 50  
 Lamp rated current [mA]: 34  
 Rated power [W]: 6  
 Total rated luminous flux [lm]: 520  
 Rated beam angle [°]: 100  
 Lampshade material: plastic  
 Light source: PAR16  
 Diode type: LED SMD  
 Colour temperature: cold white  
 Cap: GU10  
 Rated lamp-service life [h]: 15000  
 Number of on/off cycles: ≥15000  
 Light source shape: spot  
 Additional information: Light source (LS)  
 Mercury content: no

### PARAMETERS FOR DIRECTIONAL LIGHT SOURCES:

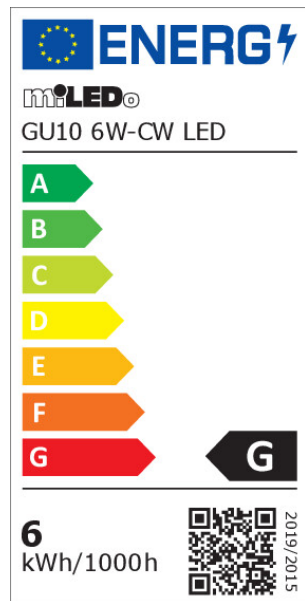
Peak luminous intensity [cd]: 220  
 Beam angle [°]: 100

### PARAMETERS FOR LED AND OLED LIGHT SOURCES:

Energy consumption in on-mode of the light source  
 (kWh/1000h): 6  
 Energy efficiency class: G  
 Useful luminous flux of the light source  $\Phi_{use}$  [lm]: 430

## 31235 GU10 6W-CW LED

### LED light source



**Useful luminous flux of the light source  $\Phi_{use}$  [lm]** : w szerokim stożku (120°)

**Correlated colour temperature [K]** : 5000

**Colour consistency in McAdam ellipses** : 6

**On-mode power of the light source  $P_{on}$  [W]** : 6

**Height of the light source [mm]** : 56

**Width of the light source [mm]** : 50

**Depth of the light source [mm]** : 50

**Colour rendering index** : 80

**Chromaticity coordinates (x)** : 0,345

**Chromaticity coordinates (y)** : 0,352

**Claim of equivalent power [W]** : 45

**R9 colour rendering index value** : 11

**Survival factor** :  $\geq 0.9$

**The lumen maintenance factor** : 0.93

### PARAMETERS FOR LED AND OLED MAINS LIGHT SOURCES:

**Displacement factor ( $\cos \phi_1$ )** : 0,9

**LED light source replaces a fluorescent light source without integrated ballast of a particular wattage** : Not applicable

**Flicker metric ( $P_{st}$  LM)** : 1,0

**Stroboscopic effect metric (SVM)** : 0.4

### LOGISTIC DATA:

**Unit of measurement** : unit

**Packaging method** : 10

**Number of units in the secondary packaging** : 10

**Number of units in the packaging** : 200

**Net unit weight [g]** : 18

**Grammage [g]** : 27.4

**Gross unit weight [g]** : 25.5

**Length of a unit pack [cm]** : 5

**Width of a unit pack [cm]** : 5

**Height of a unit pack [cm]** : 6

**Weight of a cardboard box [kg]** : 5.48

**Width of a cardboard box [cm]** : 28

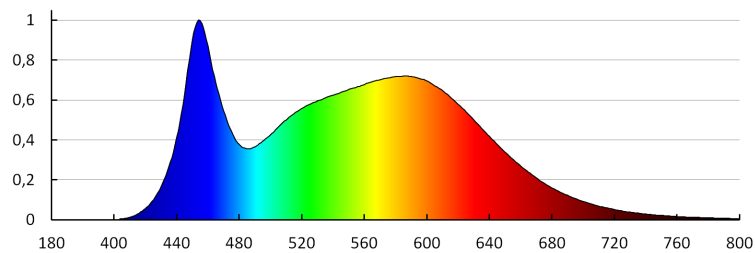
**Height of a cardboard box [cm]** : 26

**Length of a cardboard box [cm]** : 53

**Volume of a cardboard box [m³]** : 0.038584

## 31235 GU10 6W-CW LED

LED light source



MILED0 (kat 31235) GU10 6W-CW LED / LDC (Polar)

Luminaire: MILED0 (kat 31235) GU10 6W-CW LED  
Lamps: 1 x GU10 6W-CW LED

