

## 33204 ANTEM LED 100W-NW B

LED floodlight

5905339332042



Kanlux ANTEM is a series of LED floodlights. These floodlights are above all easy to connect, and thanks to the integrated junction box you can also avoid unaesthetic cable connections. Kanlux ANTEM LED series provides a wide range of power options, from 10 W to 100 W, as well as versions with and without motion sensors. A milky lampshade with a delicate prism softly disperses light and reduces the glare effect. The version without a motion sensor has a tightness of IP65, while the one with a sensor has a tightness of IP44. The sensor can be adjusted in terms of light duration, light intensity and detection range.

### TYPE OF LIGHT SOURCE:

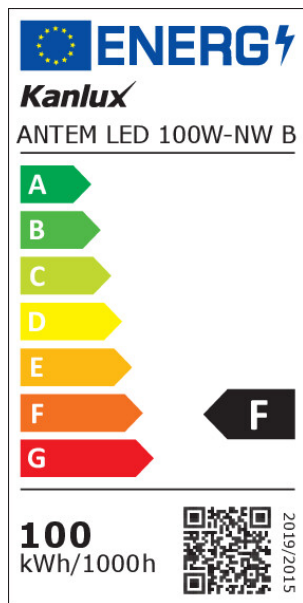
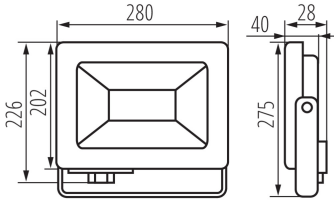
**Lighting technology used:** LED  
**Non-directional or directional light source :** DLS  
**Mains or non-mains light source :** MLS  
**Connected light source (CLS):** no  
**Colour-tuneable light source:** no  
**High luminance light source:** no  
**Anti-glare shield :** no  
**Dimmable:** no

### PRODUCT PARAMETERS:

**Colour:** black  
**Place of assembly:** wall mounted, ceiling mounted, surface mounted  
**Place of application :** outdoors  
**Minimum distance from the illuminated object :** 1m  
**Compatible with a dimmer :** no  
**Width [mm]:** 280  
**Height [mm]:** 274  
**Depth [mm]:** 40  
**Integrated LED light source :** yes  
**Rated voltage [V]:** 220-240 AC  
**Rated frequency [Hz]:** 50  
**Maximum power [W]:** 100  
**Class of protection against electric shock :** I  
**Diode type:** LED SMD  
**Luminous flux [lm]:** 9500  
**Colour temperature:** white  
**Service life [h]:** 15000  
**Number of on/off cycles:** ≥10000  
**Lighting angle [°]:** 100

## 33204 ANTEM LED 100W-NW B

LED floodlight



**Ambient temperature range to which the product can be exposed:** -20÷35

**Enclosure material:** aluminum alloy

**Protective glass material:** Tempered glass

**Extension-arm material:** Metal

**Connection type:** Bolt terminal block

**Range of sections of wires used [mm<sup>2</sup>]:** 1-1,5

**Lamp-heating time [s]:** ≤1

**Lamp-ignition time [s]:** ≤0,5

**The fixture is movable vertically [°]:** 180

**IP class:** 65

**Mercury content:** no

### PARAMETERS FOR DIRECTIONAL LIGHT SOURCES:

**Peak luminous intensity [cd]:** 3160

**Beam angle [°]:** 100

### PARAMETERS FOR LED AND OLED LIGHT SOURCES:

**Energy consumption in on-mode of the light source**

**(kWh/1000h):** 100

**Energy efficiency class:** F

**Useful luminous flux of the light source  $\Phi_{use}$  [lm]:** 8300

**Useful luminous flux of the light source  $\Phi_{use}$  [lm]:** w szerokim stożku (120°)

**Correlated colour temperature [K]:** 4000

**Colour consistency in McAdam ellipses:** ≤6

**On-mode power of the light source  $P_{on}$  [W]:** 100

**Height of the light source [mm]:** 274

**Width of the light source [mm]:** 280

**Depth of the light source [mm]:** 40

**Colour rendering index:** 80

**Chromaticity coordinates (x):** 0.38

**Chromaticity coordinates (y):** 0.38

**R9 colour rendering index value:** 7

**Survival factor:** ≥0.9

**The lumen maintenance factor:** 0.93

### PARAMETERS FOR LED AND OLED MAINS LIGHT SOURCES:

**Displacement factor (cos  $\phi_1$ ):** 0.9

**LED light source replaces a fluorescent light source without integrated ballast of a particular wattage:** Not applicable

**Flicker metric (Pst LM):** ≤1,0

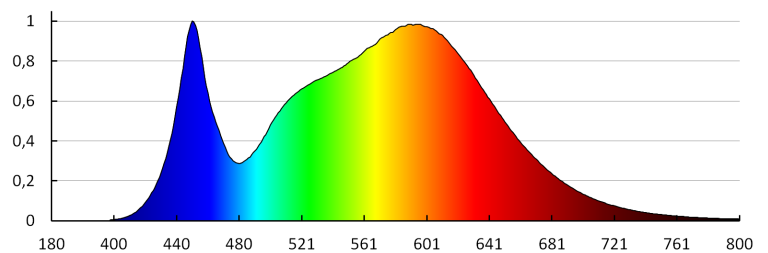
**Stroboscopic effect metric (SVM):** ≤0,4

## 33204 ANTEM LED 100W-NW B

LED floodlight

### LOGISTIC DATA:

**Unit of measurement:** unit  
**Packaging method:** 10  
**Number of units in the secondary packaging :** 1  
**Number of units in the packaging :** 10  
**Net unit weight [g] :** 1100  
**Grammage [g] :** 1280  
**Length of a unit pack [cm] :** 29  
**Width of a unit pack [cm] :** 4.5  
**Height of a unit pack [cm] :** 28  
**Weight of a cardboard box [kg] :** 12.8  
**Width of a cardboard box [cm] :** 29.5  
**Height of a cardboard box [cm] :** 31  
**Length of a cardboard box [cm] :** 47  
**Volume of a cardboard box [m<sup>3</sup>] :** 0.042982



KANLUX S.A. (kat 33204) ANTEM LED 100W-NW B / LDC (Polar)

Luminaire: KANLUX S.A. (kat 33204) ANTEM LED 100W-NW B  
Lamps: 1 x ANTEM LED 100W

