

## 33214 T8 LED GLASSv4 24W-NW

LED light source

5905339332141



up to

160  $\frac{\text{lm}}{\text{W}}$



Kanlux T8 LED GLASS is a well-known and proven line of fluorescent lamps based on high-performance LED diodes, which are placed in a milky, glass body, thanks to which they evenly emit light. High-quality workmanship and care for the best-class components are the most important features of Kanlux T8 LED GLASSv4. In addition, these unique LED lamps have a 3-year warranty and a luminous efficacy of up to 160 lumens from Watt.

### TYPE OF LIGHT SOURCE:

**Lighting technology used:** LED

**Non-directional or directional light source:** NDLS

**Mains or non-mains light source:** MLS

**Connected light source (CLS):** no

**Colour-tuneable light source:** no

**High luminance light source:** no

**Anti-glare shield:** no

**Dimmable:** no

### PRODUCT PARAMETERS:

**Colour:** white

**Compatible with a dimmer:** no

**Power supply of T8 LED fluorescent lamps:** Unilateral

**Length [mm]:** 1512

**Width [mm]:** 28

**Height [mm]:** 1512

**Depth [mm]:** 28

**Diameter [mm]:** 28

**Mercury content:** no

**Rated voltage [V]:** 220-240 AC

**Rated frequency [Hz]:** 50

**Lamp rated current [mA]:** 110

**Rated power [W]:** 24

**Total rated luminous flux [lm]:** 3840

**Rated beam angle [°]:** 220

**Lampshade material:** glass

**Light source:** T8 LED

**Diode type:** LED SMD

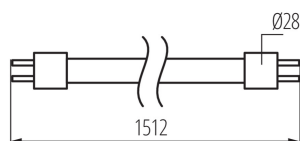
**Colour temperature:** white

**Cap:** G13

**Rated lamp-service life [h]:** 30000

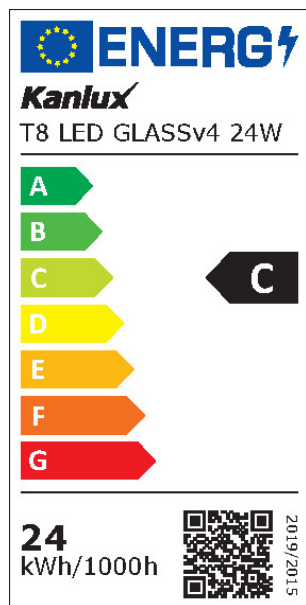
**Number of on/off cycles:**  $\geq 30000$

**Ambient temperature range to which the product can be exposed:**  $-10 \div 40$



## 33214 T8 LED GLASSv4 24W-NW

LED light source



Light source shape: liniowa

### PARAMETERS FOR LED AND OLED LIGHT SOURCES:

**Energy consumption in on-mode of the light source (kWh/1000h):** 24  
**Energy efficiency class:** C  
**Useful luminous flux of the light source  $\Phi_{use}$  [lm]:** 3840  
**Useful luminous flux of the light source  $\Phi_{use}$  [lm]:** in sphere (360°)  
**Correlated colour temperature [K]:** 4000  
**Colour consistency in McAdam ellipses:**  $\leq 6$   
**On-mode power of the light source  $P_{on}$  [W]:** 24  
**Height of the light source [mm]:** 1512  
**Width of the light source [mm]:** 28  
**Depth of the light source [mm]:** 28  
**Colour rendering index:** 80  
**Chromaticity coordinates (x):** 0.38  
**Chromaticity coordinates (y):** 0.38  
**Claim of equivalent power [W]:** 219  
**R9 colour rendering index value:** 1  
**Survival factor:**  $\geq 0.9$   
**The lumen maintenance factor:** 0.96

### PARAMETERS FOR LED AND OLED MAINS LIGHT SOURCES:

**Displacement factor ( $\cos \phi_1$ ):** 0.9  
**LED light source replaces a fluorescent light source without integrated ballast of a particular wattage:** Not applicable  
**Flicker metric (Pst LM):**  $\leq 1,0$   
**Stroboscopic effect metric (SVM):**  $\leq 0,4$

### LOGISTIC DATA:

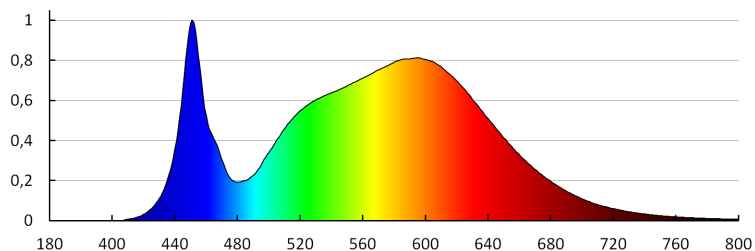
**Packaging method:** 25  
**Number of units in the secondary packaging:** 1  
**Number of units in the packaging:** 25  
**Net unit weight [g]:** 252  
**Grammage [g]:** 359.6  
**Length of a unit pack [cm]:** 155  
**Width of a unit pack [cm]:** 3  
**Height of a unit pack [cm]:** 3  
**Weight of a cardboard box [kg]:** 8.99  
**Width of a cardboard box [cm]:** 19.5  
**Height of a cardboard box [cm]:** 18.5  
**Length of a cardboard box [cm]:** 159  
**Volume of a cardboard box [m<sup>3</sup>]:** 0.057359

## 33214 T8 LED GLASSv4 24W-NW

LED light source

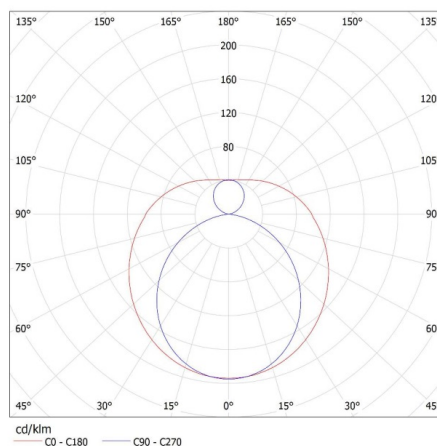
### ADDITIONAL INFORMATION:

- One-way fluorescent LED-power supply
- 3 years Warranty under the terms of the warranty statement, available on our website



KANLUX S.A. (kat 33214) T8 LED GLASSv4 24W-NW / LDC (Polar)

Luminaire: KANLUX S.A. (kat 33214) T8 LED GLASSv4 24W-NW  
Lamps: 1 x T8 LED GLASSv4 24W-NW



### ACCESSORIES:

**26069** T8 LED STARTER Replacement LED light switch (26069)

