



33345 BENO 24W NW-O-SE GR

Ceiling-mounted LED light fitting

5905339333452



Kanlux BENO luminaries that's unique design and unique light effect. They were created on the basis of individual order of Kanlux, and their designs were registered by us at the patent office. Kanlux BENO LED also provides high weather resistance (IP54), quick and easy installation on the ceiling or wall, and Beno is equipped with the adjustable movement sensor (in versions -SE). Kanlux BENO LED is a multifunctional fitting, which due to its design and its technical aspects, we can apply practically anywhere.

TYPE OF LIGHT SOURCE:

Lighting technology used: LED

Non-directional or directional light source: NDLS

Mains or non-mains light source: NMLS

Connected light source (CLS): no

Colour-tuneable light source: no

High luminance light source: no

Anti-glare shield: no

Dimmable: no

PRODUCT PARAMETERS:

Colour: graphite

Place of assembly: wall mounted, ceiling mounted

Place of application: Indoors and outdoors

Minimum distance from the illuminated object: 0,5m

Compatible with a dimmer: no

Wykrywanie ruchu: yes

Height [mm]: 55

Diameter [mm]: 260

Sensitivity regulation: yes

Mercury content: no

Integrated LED light source: yes

Rated voltage [V]: 220-240 AC

Rated frequency [Hz]: 50

Maximum power [W]: 24

Class of protection against electric shock: II

Lampshade material: plastic

Diode type: LED SMD

LED module: C260C-LED

Luminous flux of the light fitting [lm]: 1920

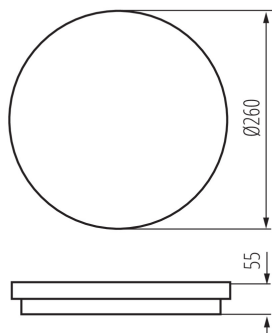
Colour temperature: white

Service life [h]: 20000

Luminous-flux-retention factor at the end of rated service life: L70B50

33345 BENO 24W NW-O-SE GR

Ceiling-mounted LED light fitting



Number of on/off cycles: ≥ 20000

Lighting angle [°]: 110

Ambient temperature range to which the product can be exposed: $-15 \div 35$

Enclosure material: plastic

Sensor type: microwave

Connection type: Self-clamping block

Range of sections of wires used [mm²]: $0,5 \div 1,5$

Sensor-operation time [second-minute]: 5-5

Lamp-heating time [s]: ≤ 1

Lamp-ignition time [s]: $\leq 0,5$

Sensor-operation frequency [MHz]: 5800

Illumination-level setpoint by which the sensor detects movement [lx]: 2/10/50/off

IP class: 54

Sensor range[m]: max 4.5

Additional information: It is not possible to replace the LED light source

Additional information: It is not possible to replace the control panel or control equipment

PARAMETERS FOR LED AND OLED LIGHT SOURCES:

Energy consumption in on-mode of the light source (kWh/1000h): 22

Energy efficiency class: E

Useful luminous flux of the light source Φ_{use} [lm]: 2900

Useful luminous flux of the light source Φ_{use} [lm]: in sphere (360°)

Correlated colour temperature [K]: 4000

Colour consistency in McAdam ellipses: ≤ 6

On-mode power of the light source P_{on} [W]: 22

Height of the light source [mm]: 236

Width of the light source [mm]: 236

Depth of the light source [mm]: 1

Colour rendering index: 80

Chromaticity coordinates (x): 0.38

Chromaticity coordinates (y): 0.38

R9 colour rendering index value: 12

Survival factor: 0,9

The lumen maintenance factor: 0,95

LOGISTIC DATA:

Packaging method: 10

Number of units in the secondary packaging: 1

Number of units in the packaging: 10

Net unit weight [g]: 568

Grammage [g]: 770

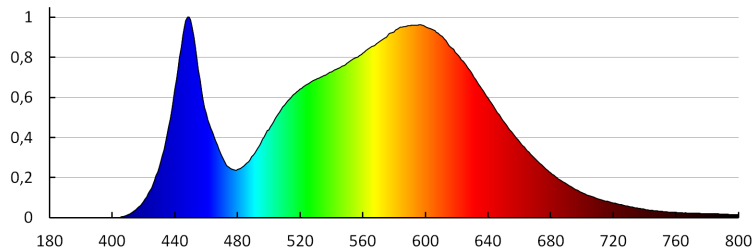
Length of a unit pack [cm]: 26.5

Width of a unit pack [cm]: 6

33345 BENO 24W NW-O-SE GR

Ceiling-mounted LED light fitting

Height of a unit pack [cm]: 26.5
Weight of a cardboard box [kg]: 7.7
Width of a cardboard box [cm]: 33
Height of a cardboard box [cm]: 29
Length of a cardboard box [cm] : 55
Volume of a cardboard box [m³]: 0.052635



KANLUX S.A. (kat 33345) BENO 24W NW-O-SE GR / LDC (Polar)

Luminaire: KANLUX S.A. (kat 33345) BENO 24W NW-O-SE GR
Lamps: 1 x BENO 24W NW-O-GR

